

Wilkhahn

AT. 187 range.




Wilkhahn

AT.

Wilkhahn's free-to-move concept powered by Trimension® is a global benchmark in healthy three-dimensional sitting. The AT family with its integrative, coordinated design, variety of models and customizable features is the smart all-rounder among the free-to-move ranges. The self-centering suspension of the seat shell ensures bodies maintain their center of gravity – whatever the posture adopted or movement made. And because the backrest bearer that can be tilted comes with automatic weight adjustment, AT makes embracing a healthy range of motion while sitting child's play for everyone. Just sit down, adjust the seating height and you're done! The chair and your body will do the rest by themselves ...



AT 187/71 office chair, design: Wilkhahn, with Travis 661/41 tables, design: wiege and Foldscreens 609/12 panels, design: Wilkhahn. Insite 783/51 benches, design: Wolfgang C.R. Mezger, Occo 222/91 table and Stand-up 202/0102 stool, design: Thorsten Franck in the background.



“Sitting higher makes standing up easier”

AT with ESP to encourage use of sit-stand options

Electrically height-adjustable desks are increasingly becoming the new standard in offices to encourage people to alternate between sitting and standing. The problem is that most of us don't take up this option because getting up from a normal seating height and adjusting the table height are both too time consuming. Consequently, changing posture always means interrupting what we're doing.

This is why Wilkhahn is offering ESP (elevated sitting position) models in its ON®, IN and AT free-to-move office chair ranges, which include the benefits of patented free-to-move kinematics by prompting a mix of sitting and standing.





AT ESP 187/72 at an electrically height-adjustable Travis 661/41 table, design: wiege. Used at desks that can move up and down, the models with elevated sitting positions (ESP from 430 to 610 mm (16 $\frac{7}{8}$ " to 24")) encourage people to alternate between sitting down and standing up.



AT Mesh (ESP), 187/73 at a Timetable Lift 615/00, design: Andreas Störiko


Wilkhahn



AT ESP 187/72 office chair
AT ESP allows users to incorporate sitting, standing and perching into their workflow.



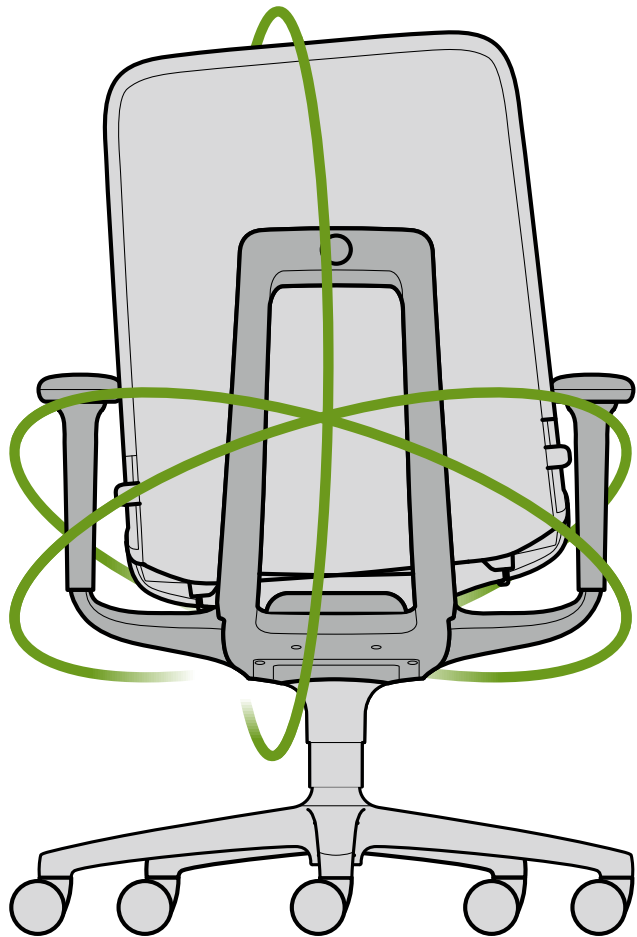
AT ESP 187/72 office chair



AT ESP 187/72 office chair

AT. 187 range. Free-to-move. More active, more dynamic, healthier.

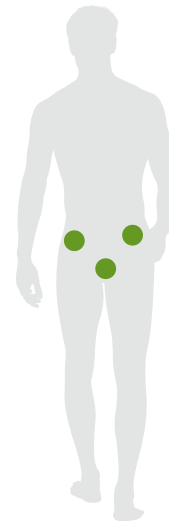
Wilkhahn



All health experts agree that our muscles, bones, joints, cardiovascular and digestive systems, our ability to combat stress and powers of concentration depend on movement. On the other hand, sitting still for long periods of time makes us lethargic and is harmful in the long term. Primarily, it's the three-dimensional movement of the hips that has the biggest impact on a healthy metabolism. For this reason, Wilkhahn joined forces with the German Sport University Cologne to develop free-to-move kinematics, which prompts people to move their bodies in all directions while sitting down.

Several scientific case studies corroborated the healthy, performance-enhancing effects of the free-to-move office chairs. These chairs encourage users to move more frequently and in different ways, therefore boosting their feeling of wellbeing, powers of concentration and the metabolism of the muscles in the lumbar region (which is very often plagued by backache). The scientists have proved the impact of free-to-move capability in preventing complaints typically caused when people sit down for long periods of time. And over 500,000 users worldwide are already benefiting from Wilkhahn's new office chair generation.

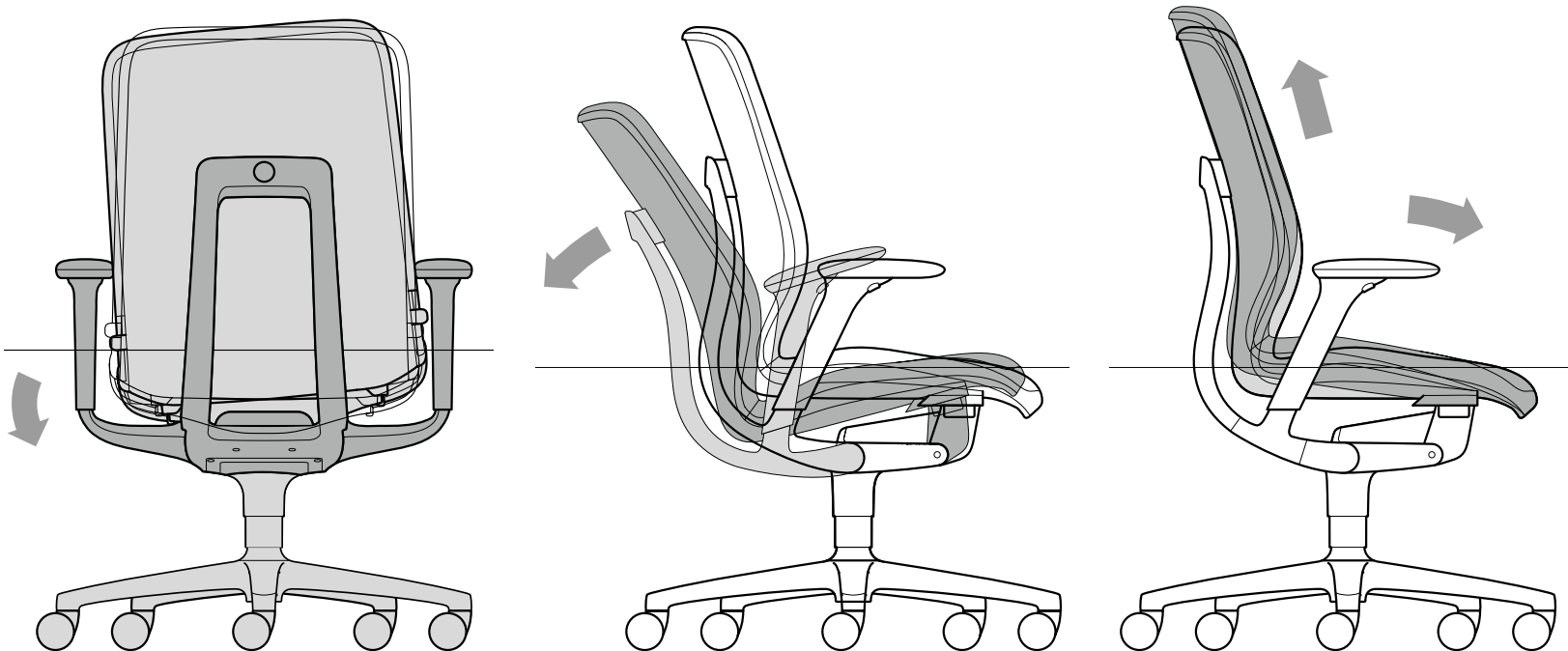
The AT model with ESP makes sitting even healthier by including sit-stand options as well.



AT. 187 range. Free-to-move. More active, more dynamic, healthier.

Wilkhahn

Synchronously supporting 3D kinematics called Trimension® lie at the heart of AT. The self-centring suspension of the seat shell is combined with an automatic weight adjustment mechanism (which is why users don't have to adjust AT to their own weight) and optionally comes with a pre-adjustment feature to suit personal preferences. This activates the natural range of motion the human pelvis is capable of and includes flexing, extending, tilting or rotating it. Synchronous forwards and backwards movements allow a tilt angle of up to 12° in the seat and up to 26° in the backrest. AT also comes with an optional 3D forward tilt of up to -5° that can be activated, whereby the backrest is raised synchronously by 25 mm so that the lumbar support always stays in the right position. The seat and back can be tilted sideways from the horizontal by up to 12°. This automatic feature also comes with an optional pre-setting in ten increments to adapt to personal preferences. AT is suitable for people weighing 45–140 kg (99–308 lb).



AT. 187 range. Free-to-move. More active, more dynamic, healthier.

Wilkhahn



The self-centering suspension of the seat shell on the backrest bearer and automatic weight adjustment allows bodies to maintain their center of gravity – whatever the posture or movement – without the need to adapt the chair to suit different users. The coordinated design of each component creates a sculptural and apparently seamless form. The chair symbolizes the fluid, automatic and intuitive movements the user makes.

AT. 187 range. Free-to-move. More active, more dynamic, healthier.

Wilkhahn



AT – the smart one, with automatic weight adjustment

A whole host of basic models, automatic weight adjustment, a wide range of features and seminal design make AT the top free-to-move office chair for hot desking and the number one choice for changing setups in modern office environments. The ESP version with a medium-height backrest is available with black and white base frames, a backrest shell optionally covered on the rear, or with a covered backrest frame.



AT 187/7 office chair, design: Wilkhahn, with Occo SC 221/32 task chairs at an Occo 222/90 table with an HPL tabletop, design: jehs+laub. AT's design and fluid lines immediately suggest it's a comfortable place for people sit and benefit from a range of motion in all directions.

AT. 187 range. Product types.

Wilkhahn



187/73
ESP Mesh task chair



187/72
ESP (elevated seating position) task chair to encourage use of sit-stand options, medium-height backrest



187/11
Mesh counter stool




187/1
Counter stool

AT. 187 range. Product types.


Wilkhahn

Upholstery material for seat and backrest shell



37 Racer | 47 Nova | 54 Pitch | 60 Blend | 66 Lona
 68 Kvadrat Remix 2 | 69 Granit | 74 Leather | 91 Kvadrat Steelcut Trio 3 | 92 Credo
 You can find all upholstery materials and additional colors in our media center.
 The backrest shell can also optionally be covered on the back.


AT Mesh – 34 Vivid*



34/1001 Digital White | 34/1201 Space Grey | 34/1401 Black Metal | 34/1601 Poppy Red | 34/1701 Lemonade |
 34/1901 Miami Blue


* The Vivid upholstery material for the AT Mesh is made of PET bottles, 80% recycled and has OEKO-TEX standard 100, cradle-to-cradle (bronze) certification.

Frame surfaces



All plastic components are in black or white
 (Synchro-adjustment mechanism, backrest bearer, seat and backrest shell as well as the armrests)

Armrest pads, controls



Gray
 Armrest pads optionally also in black




Star bases



Aluminum coated black or white with a textured matte finish (see price list) or high-luster polished or in black plastic.

AT. 187 range. Accessories and other items.

Wilkhahn



If a transparent look, good airflow and the ability to adapt to different shapes of back are primarily required, the AT Mesh model with its mesh backrest frame is the right choice. The height of the optional lumbar support can be adjusted by 60 mm (2 3/8").

The intricate stitching on the side facings of the models upholstered with **leather underscores** the elegantly sweeping contour of the seat and backrest.

The height of the **standard 1D-armrests** is adjustable by 100 mm (3 7/8") at the touch of a button. The depth of the armrest pads on 3D armrests can optionally be extended by 50 mm (5") and the width by 25 mm (1"), 4D armrests can also rotate inwards and outwards by 25°.

Seat-/backrest shells, backrest frame and bearer and base frame

AT's key components are available in black or white, the backrest shell is also optionally covered on the rear. All controls come in gray and the armrest pads in gray or in black on request. The different upholstery elements make three backrest heights possible that cover medium height, advanced height and advanced height with headrest and a height-adjustable neck rest. The upshot is a wide range of models for any areas requiring office chairs, as well as covers from the Wilkhahn fabric and leather collection, so there's virtually no limit to the designs possible.

AT. 187 range. Accessories and other items.

Wilkhahn



Height adjustment/seat-depth extension

Icons on the controls illustrate what they do. The lever on the right adjusts the sitting height precisely and the knob can conveniently alter the seat depth while the user's sitting down.



Locking/optional presetting of the automatic weight adjustment feature

Icons on the controls illustrate what they do. The lever on the right adjusts the sitting height precisely and the knob can conveniently alter the seat depth while the user's sitting down.


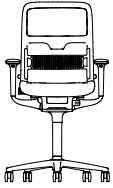
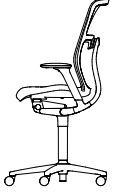

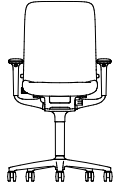
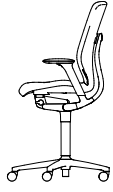
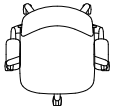
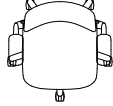

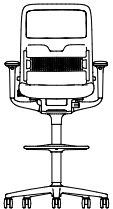


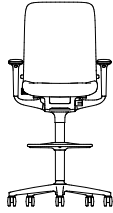

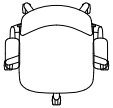
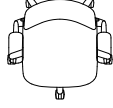


Integrated lumbar support and optional forward tilt

All AT models (not AT Mesh) have lumbar support the height of which is also very easy to adjust by 60 mm (2 3/4") (via handles at the sides of the backrest shell). The optional activation of the innovative forward seat tilt raises the backrest and therefore the lumbar support synchronously.

AT. 187 range. Models and dimensions.

Wilkhahn

187/73 Task chair 			104/122 41" / 48"	187/72 Task chair 			101/119 39 3/4" / 46 7/8"	
			43/61 16 7/8" / 24"					43/61 16 7/8" / 24"
	67 26 3/8"	64 25 1/4"			67 26 3/8"	64 25 1/4"		
		64 25 1/4"	187/73			64 25 1/4"	187/72	
	67 26 3/8"				67 26 3/8"			
187/11 Counter stool 			126/138 49 5/8" / 54 3/8"	187/1 Counter stool 			123/135 48 3/8" / 53 1/8"	
			65/77 25 5/8" / 30 3/8"					65/77 25 5/8" / 30 3/8"
	67 26 3/8"	64 25 1/4"			67 26 3/8"	64 25 1/4"		
		64 25 1/4"	187/11			64 25 1/4"	187/1	
	67 26 3/8"				67 26 3/8"			

AT. 187 range. Technical details.

Wilkhahn



Design: Wilkhahn

Function

Free-2-move office task chair with Trimension®, integrated synchronously supporting 3D kinematics. The self-centering suspension of the seat shell is combined with automatic weight adjustment and the chair optionally comes with the ability to pre-set the automatic weight adjustment in ten increments to suit personal preferences. Trimension® activates the natural range of motion the human pelvis is capable of and which matches the way the joints function, from flexing, extending, leaning sideways or rotating the pelvis. When moving synchronously backwards and forwards, the angle of the tilt ranges from 12° in the seat and up to 26° in the backrest, optionally with a 3D forward tilt of up to 5° that can be activated during which the backrest is raised synchronously by 25 mm (1") so that the lumbar support is always in the right position. The seat and back can be tilted sideways from the horizontal by up to 12°. At the same time, the counter pressure adjusts automatically to any posture or movement so that the body always maintains its centre of gravity.

AT is suitable for people weighing 45 – 140 kg (99 – 308 lb). The backrest has height-adjustable lumbar support (in eight lockable positions of up to 60 mm (2¾")). The backrest and seat can be locked in a neutral horizontal 0-position, the optional 5° 3D forward tilt can be activated by lifting the seat and back. The seating height can be precisely adjusted at the touch of a button between 400 mm (15¾") and 520 mm (20½") with a DIN 4550-compliant, precision-adjustable gas lift, optionally with a contact suppression feature. Seat depth: 430 mm (16¾"), optionally integrated, users can turn a knob while sitting to precision adjust the seat-depth extension from 390 mm (15¾") to 450 mm (17¾"). (The height of the elevated seating position (ESP) models is precision adjustable from between 420 mm (16½") and 600 mm (23¾") and the counter chairs between 650 mm (25¾") and 770 mm (30¾")).

Frame

Task chairs

Five-star base made of black through-dyed, fiberglass-reinforced polyamide, optionally of die-cast aluminum, coated, polished or high-luster polished. Twin-wheel swivel casters with load-dependent braking, made of black DIN EN 12529-compliant polypropylene as the standard version for carpets, optionally with gray tire made of polyurethane for hard flooring. Casters optionally electrically conductive. The gas lift is covered by a telescopic protective tube made of black or white through-dyed polypropylene (does not apply to the ESP version). The mechanism shell is made of black or white through-dyed, fiberglass-reinforced polyamide with a cover made of black or white through-dyed polypropylene. The backrest bearer to accommodate the seat and backrest is made of black or white through-dyed, fiberglass-reinforced polyamide with a central steel joint.

Counter stool

With extra height-adjustable foot ring, bright chrome-plated, with lock screw to affix it and twin-wheel swivel casters with load-dependent braking.

Seat and back

Models 187/7, 187/8, 187/9, 187/72, 187/1

Unitary and highly elastic self-centering seat and backrest shell suspended on the backrest bearer made of black or white through-dyed glass-bead reinforced polypropylene. Three backrest heights (medium height, advanced height, advanced height with headrest and neck rest), backrest shell optionally covered in fabric or leather, neck rest made of polyurethane foam, covered in black or gray leather. When leather 74 is chosen, in the same material and color as the backrest cover. Seat and back cushioning made of polyurethane with CFC-free foam, as replaceable upholstery element with covers from the Wilkhahn fabric and leather collection. With optional seat-depth extension of 390 mm (15¾") to 450 mm (17¾") that is precision adjustable by turning a knob. The side facings are always color-matched with the Racer fabric cover, where other fabrics are concerned optionally in black (37/99), anthracite (37/25) and light gray (37/95). Everyone models optionally seat with soft padding (with additional cut foam). Plastic lumbar support integrated between the seat and backrest shell and backrest

Subject to change.

Wilkhahn

cushioning, height-adjustable by 60 mm (2 $\frac{3}{8}$ "") in eight lockable positions.

Models 187/71, 187/73, 187/11

The seat and backrest element is suspended in a self-centering manner on the backrest bearer and the back is a mesh-covered frame. The mesh is made of 80% post-consumer-recycled polyester and 20% elastomer. The seat shell and backrest frame are made of black or white through-dyed plastic with a seat upholstery panel of polypropylene. The seat cushioning is made of CFC-free polyurethane foam, with fabric covers taken from the Wilkhahn fabric collection. The seat upholstery panel is optionally with a seat with soft padding (with addition cut foam), upholstery and covers are replaceable. With optional precision-adjustable, seat-depth extension of 400 mm (15 $\frac{3}{4}$ "") to 450 mm (17 $\frac{3}{4}$ ""). The back comes as a backrest frame, optionally with lumbar support, color-matches the frame in black or white and the height can be adjusted by 60 mm (2 $\frac{3}{8}$ "") in six lockable positions and is a retrofittable feature. Subject to change.

Optional armrests

Armrests made of fiberglass-reinforced, black or white through-dyed polyamide with armrest pads made of gray or black through-dyed polypropylene, optionally with armrest pads made of gray or black through-dyed polyurethane foam. 1D armrests height-adjustable by 100 mm (3 $\frac{7}{8}$ "") in ten lockable positions, the depth of the armrest pads on 3D armrests can also be extended by 50 mm (2") and the width by 25 mm (1"), 4D armrests can also rotate inwards and outwards by 25°.

Standards

The AT task chairs comply with the DIN EN 1335, ANSI/BIFMA X 5.1., GS, IGR and AGR standards.



All components used to adjust the chair (slide buttons and levers to adjust and lock the height, components for adjusting the lumbar support and pull-out knob for optional seat-depth extension) are made of gray through-dyed plastic.

AT. 187 range. Awards / standards / certificates.

Wilkhahn

Awards (the design accolades only apply to certain models)



Product certificates / product standards



The AT task chairs comply with the DIN EN 1335, ANSI/BIFMA X 5.1., GS, IGR and AGR standards.

Company's certificates, memberships

