

PALO ALTO I-BOX & MILLIMETRICA

Attrezzatura _ Equipment

Sommario _ *Index*

Lineare pulizia estetica e funzionalità: queste le parole chiave per definire Palo Alto I-Box e Millimetrica, il nuovo progetto completo per la zona notte. L'idea nasce dall'esigenza di soddisfare il proprio io, elegante, raffinato, preciso, virtuoso, attraverso una visione totale e "trasparente", degli oggetti del nostro desiderio.

Sleek, clean-lined aesthetics and functionality: these are the key words for defining Palo Alto I-Box and Millimetrica, the new complete bedroom project. The idea springs from a desire to pamper ourselves: elegant, refined, rigorous and flawless, it enables a complete and "transparent" view of the things we love.

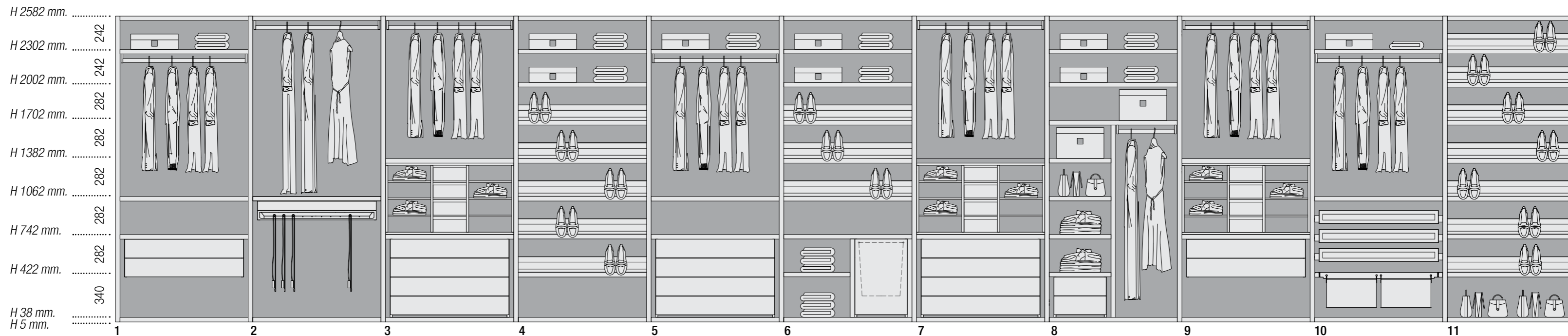
Organizzazione interni _ <i>Inner unit organization</i>	292
Finiture attrezzatura _ <i>Equipment finishings</i>	304
Ripiani _ <i>Shelves</i>	306
Cassettiere _ <i>Chest of drawers</i>	312
Elementi sospesi _ <i>Hanging elements</i>	332
Elementi dedicati _ <i>Dedicated elements</i>	338
Elementi Hi-tech _ <i>Hi-tech elements</i>	346
Elemento ad isola _ <i>Island element</i>	354
Accessori _ <i>Accessories</i>	358

Organizzazione interni _ *Inner unit organization*



Organizzazione interni _ Inner unit organization

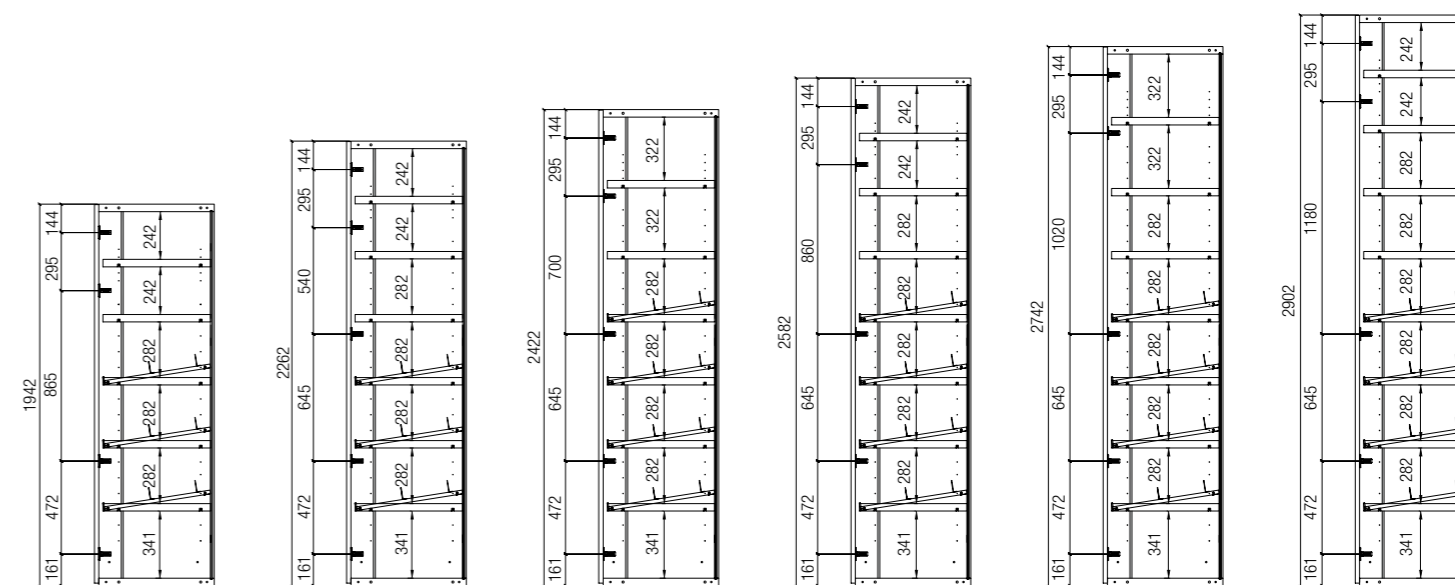
ATTREZZATURA _ EQUIPMENT



- 1.
2.
 - 2 ripiani _ 2 shelves
 - 1 tubo appendiabiti _ 1 hanging rail
 - 1 cassettiera sospesa 2 cassetti _ 1 hanging chest of 2 drawers
3.
 - 1 tubo appendiabiti _ 1 hanging rail
 - 1 portapantaloni con vassoio portaoggetti _ 1 trousers hanger with tray
4.
 - 1 ripiano _ 1 shelf
 - 1 tubo appendiabiti _ 1 hanging rail
 - 1 contenitore portacamice _ 1 shirts storage
 - 1 cassettiera a terra 4 cassetti _ 1 chest of 4 drawers
5.
 - 2 ripiani _ 2 shelves
 - 1 tubo appendiabiti _ 1 hanging rail
 - 1 cassettiera a terra 4 cassetti _ 1 chest of 4 drawers
6.
 - 3 ripiani _ 3 shelves
 - 1 cesto portabiancheria _ 1 laundry basket
 - 3 ripiani portascarpe inclinati _ 3 shoes inclined shelves

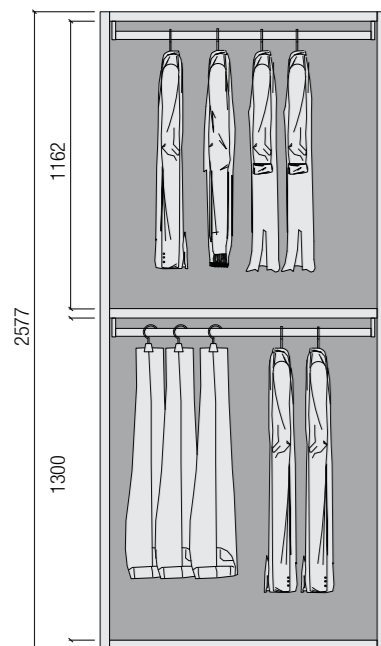
7.
 - 1 ripiano _ 1 shelf
 - 1 tubo appendiabiti _ 1 hanging rail
 - 1 contenitore portacamice _ 1 shirts storage
 - 1 cassettiera a terra 4 cassetti _ 1 chest of 4 drawers
8.
 - 5 ripiani _ 5 shelves
 - 1 spalla raster _ 1 internal partition riser
 - 1 cassettiera a terra 2 cassetti _ 1 chest of 2 drawers
 - 1 tubo appendiabiti _ 1 hanging rail
9.
 - 1 tubo appendiabiti _ 1 hanging rail
 - 1 contenitore portacamice _ 1 shirts storage
 - 1 cassettiera sospesa 2 cassetti _ 1 hanging chest of 2 drawers
 - 1 ripiano _ 1 shelf
10.
 - 2 ripiani _ 2 shelves
 - 1 tubo appendiabiti _ 1 hanging rail
 - 3 cassetti estraibili _ 3 extractable drawers
 - 1 vassoio portabiancheria estraibile _ 1 extractable laundry tray
11.
 - 7 ripiani portascarpe inclinati _ 7 shoes inclined shelves

ORGANIZZAZIONE INTERNI NELLE VARIE ALTEZZE _ INNER UNIT ORGANIZATION FOR INNER HEIGHT

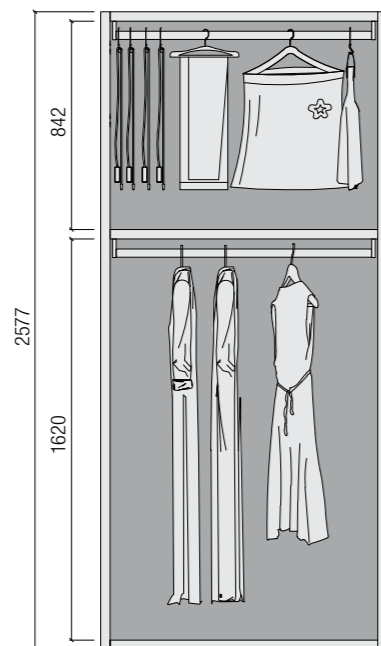


Organizzazione interni _ *Inner unit organization*

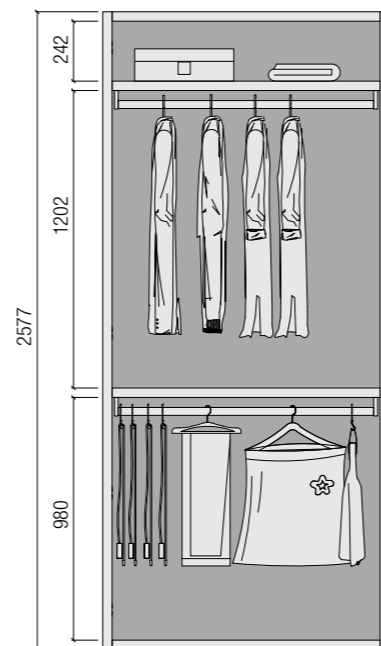
ATTREZZATURA _ EQUIPMENT



- 1 ripiano _ 1 shelf
2 tubi appendiabiti _ 2 hanging rails

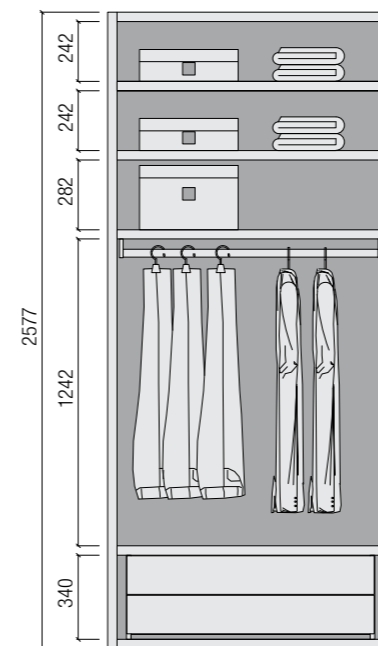


- 1 ripiano _ 1 shelf
2 tubi appendiabiti _ 2 hanging rails

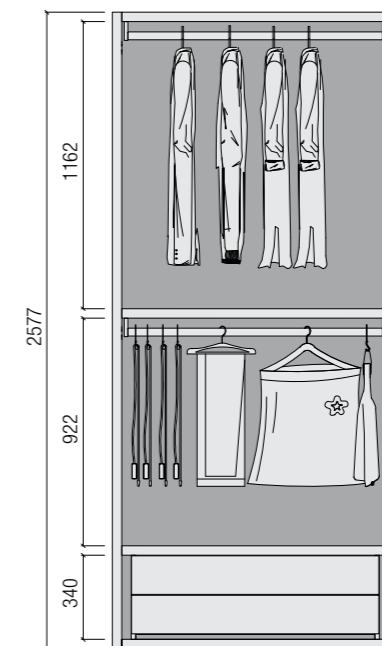


- 2 ripiani _ 2 shelves
2 tubi appendiabiti _ 2 hanging rails

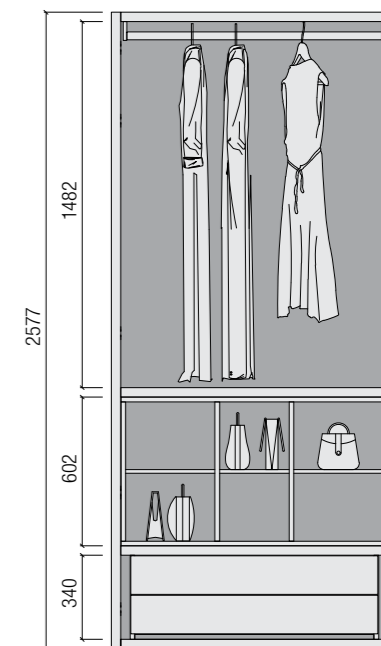
ATTREZZATURA _ EQUIPMENT



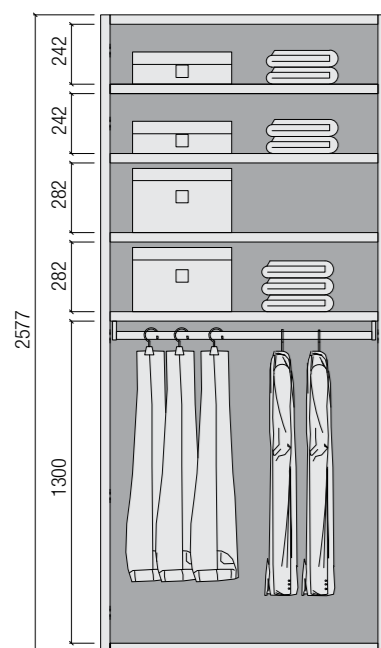
- 3 ripiani _ 3 shelves
1 tubo appendiabiti _ 1 hanging rail
1 cassettera a terra con 2 cassetti _ 1 chest of 2 drawers



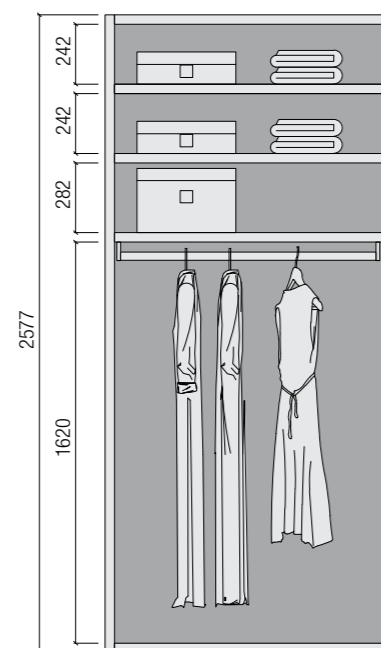
- 1 ripiani _ 1 shelves
2 tubi appendiabiti _ 2 hanging rails
1 cassettera a terra 2 cassetti _ 1 chest of 2 drawers



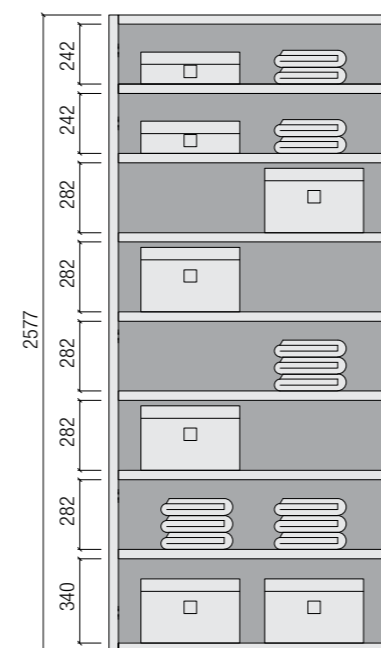
- 1 ripiano _ 1 shelf
1 tubo appendiabiti _ 1 hanging rail
1 portaborse _ 1 handbags storage
1 cassettera a terra 2 cassetti _ 1 chest of 2 drawers



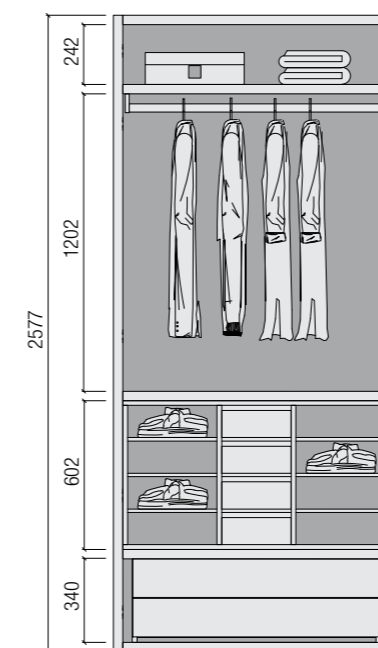
- 4 ripiani _ 4 shelves
1 tubo appendiabiti _ 1 hanging rail



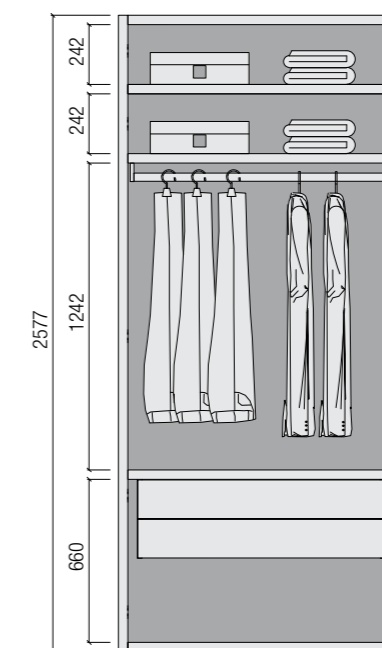
- 3 ripiani _ 3 shelves
1 tubo appendiabiti _ 1 hanging rail



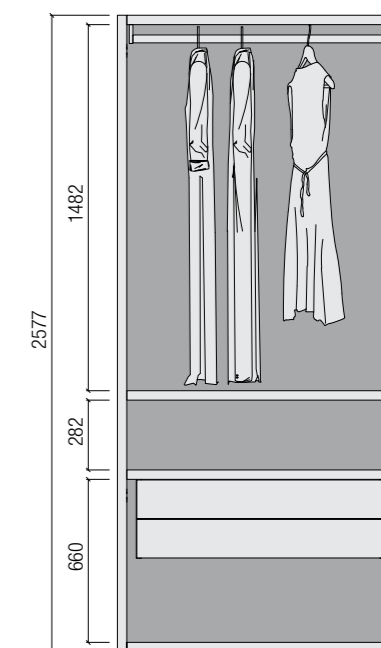
- 7 ripiani _ 7 shelves



- 2 ripiani _ 2 shelves
1 tubo appendiabiti _ 1 hanging rail
1 contenitore portacamicie _ 1 shirts storage
1 cassettera a terra 2 cassetti _ 1 chest of 2 drawers



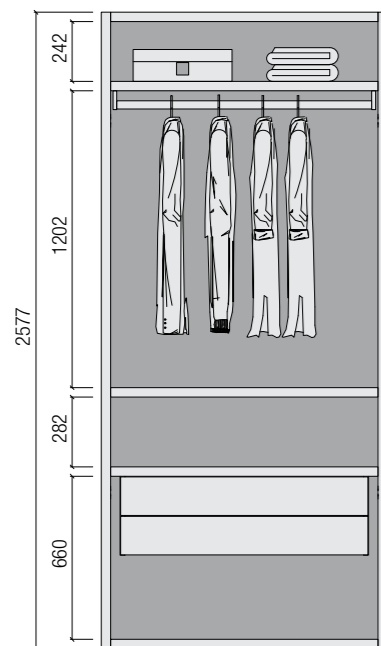
- 2 ripiani _ 2 shelves
1 tubo appendiabiti _ 1 hanging rail
1 cassettera sospesa 2 cassetti _ 1 hanging chest of 2 drawers



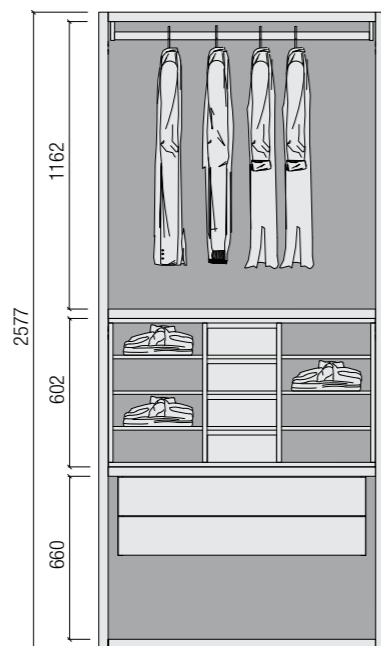
- 1 ripiani _ 1 shelves
1 tubo appendiabiti _ 1 hanging rail
1 cassettera sospesa 2 cassetti _ 1 hanging chest of 2 drawers

Organizzazione interni _ *Inner unit organization*

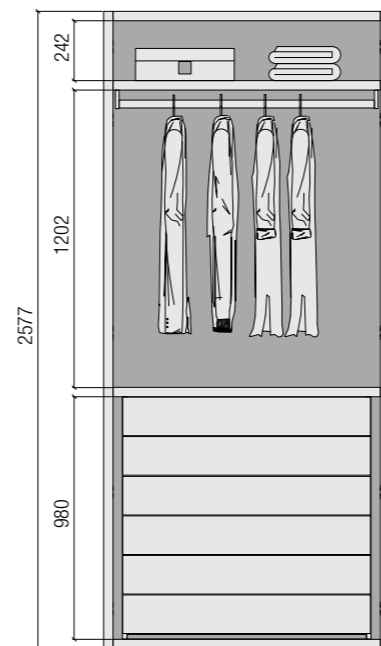
ATTREZZATURA _ EQUIPMENT



- 2 ripiani _ 2 shelves
 1 tubo appendiabiti _ 1 hanging rail
 1 cassettera sospesa 2 cassetti _ 1 hanging chest of 2 drawers

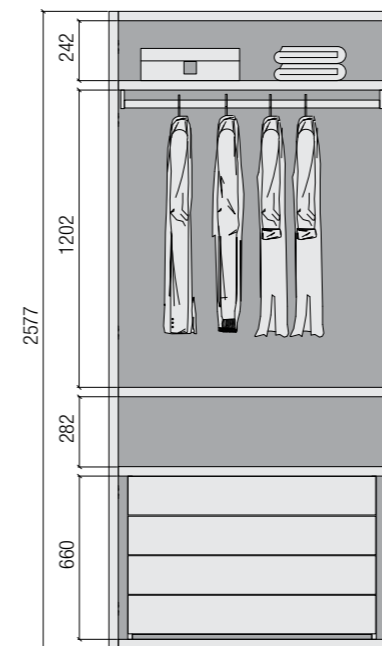


- 1 ripiano _ 1 shelf
 1 tubo appendiabiti _ 1 hanging rail
 1 contenitore portacamicie _ 1 shirts storage
 1 cassettera sospesa 2 cassetti _ 1 hanging chest of 2 drawers

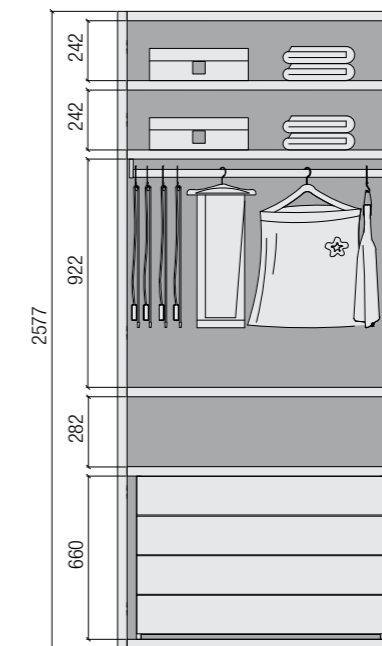


- 1 ripiani _ 1 shelves
 1 tubo appendiabiti _ 1 hanging rail
 1 cassettera a terra 6 cassetti _ 1 chest of 6 drawers

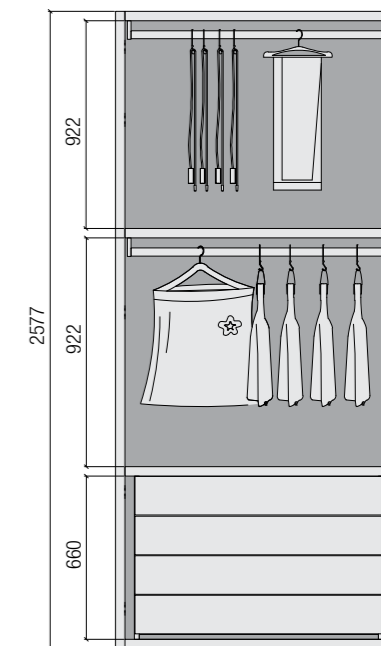
ATTREZZATURA _ EQUIPMENT



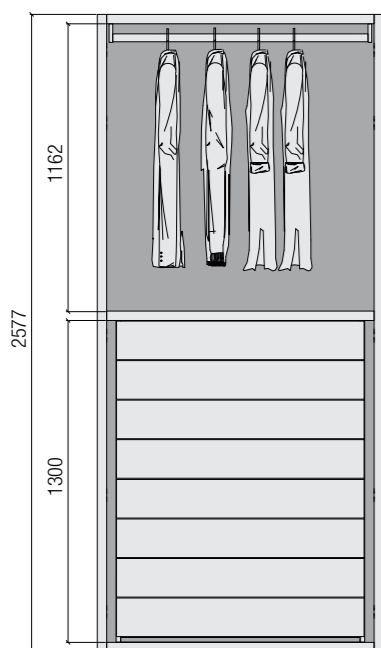
- 3 ripiani _ 3 shelves
 1 tubo appendiabiti _ 1 hanging rail
 1 cassettera a terra 4 cassetti _ 1 chest of 4 drawers



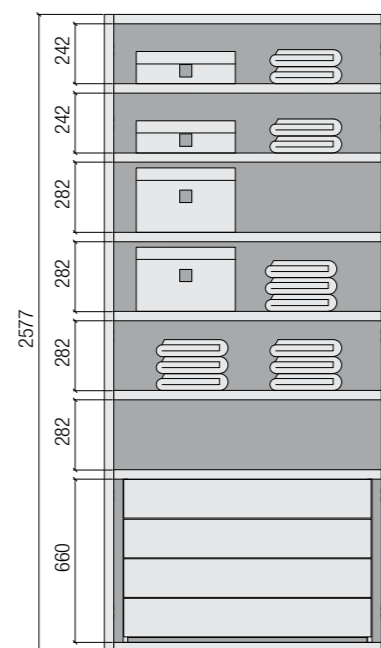
- 4 ripiani _ 4 shelves
 1 tubo appendiabiti _ 1 hanging rail
 1 cassettera a terra 4 cassetti _ 1 chest of 4 drawers



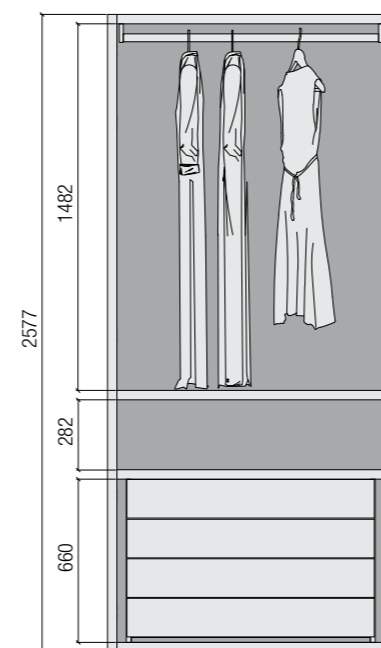
- 2 ripiani _ 2 shelves
 2 tubi appendiabiti _ 2 hanging rails
 1 cassettera a terra 4 cassetti _ 1 chest of 4 drawers



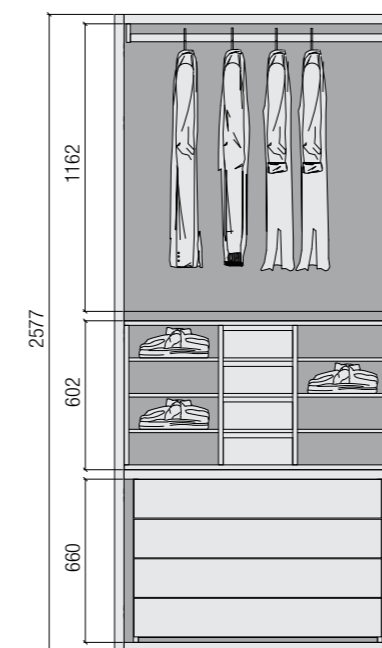
- 1 tubo appendiabiti _ 1 hanging rail
 1 cassettera a terra 8 cassetti _ 1 chest of 8 drawers



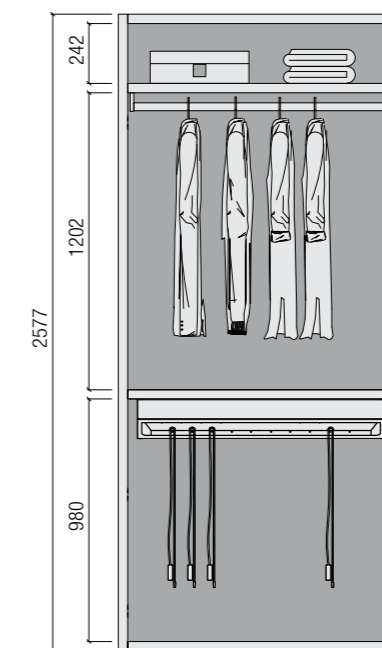
- 5 ripiani _ 5 shelves
 1 cassettera a terra 4 cassetti _ 1 chest of 4 drawers



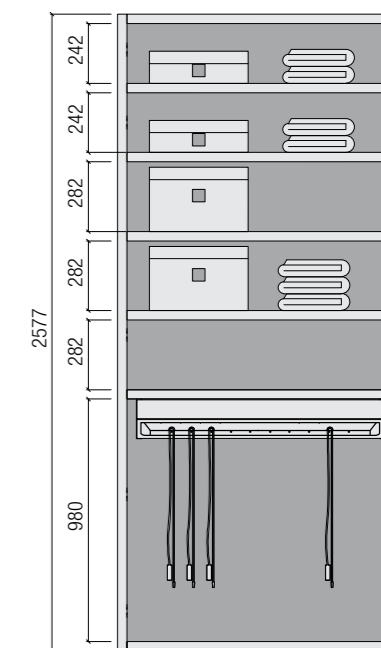
- 1 ripiani _ 1 shelf
 1 tubo appendiabiti _ 1 hanging rail
 1 cassettera a terra 4 cassetti _ 1 chest of 4 drawers



- 1 tubo appendiabiti _ 1 hanging rail
 1 contenitore portacamicie _ 1 shirts storage
 1 cassettera a terra 4 cassetti _ 1 chest of 4 drawers



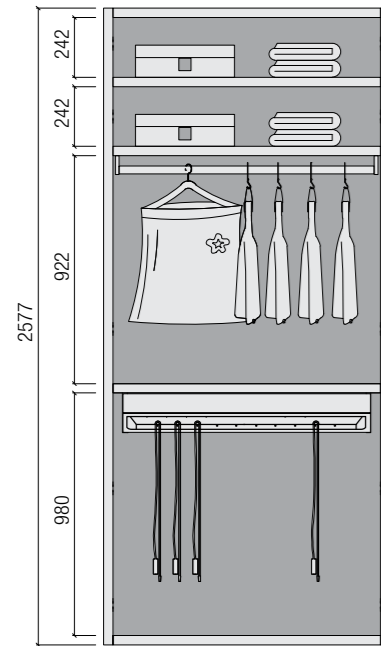
- 1 ripiani _ 1 shelves
 1 tubo appendiabiti _ 1 hanging rail
 1 portapantaloni con vassoio portaoggetti _ 1 trousers hanger with tray



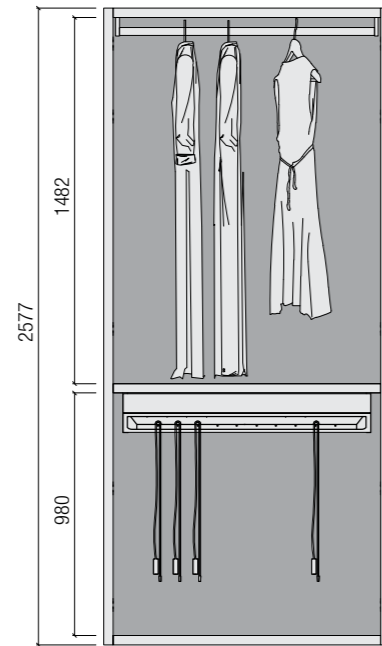
- 4 ripiani _ 4 shelves
 1 portapantaloni con vassoio portaoggetti _ 1 trousers hanger with tray

Organizzazione interni _ *Inner unit organization*

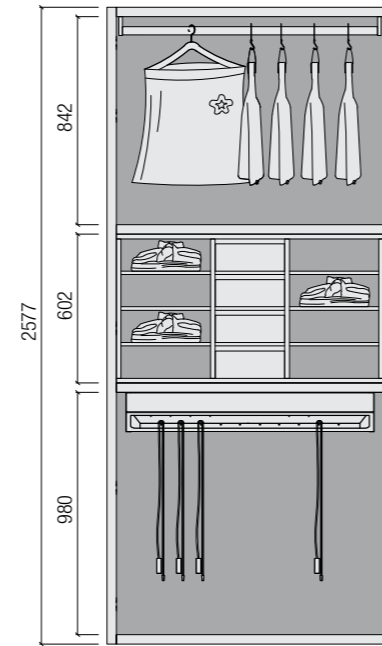
ATTREZZATURA _ EQUIPMENT



- 2 ripiani _ 2 shelves
- 1 tubo appendiabiti _ 1 hanging rail
- 1 portapantaloni con vassoio portaoggetti _ 1 trousers hanger with tray

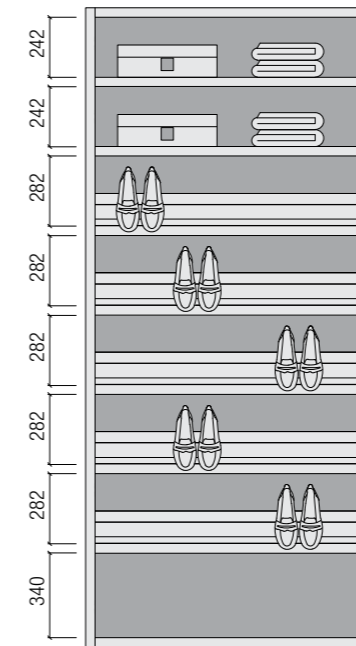


- 1 tubo appendiabiti _ 1 hanging rail
- 1 portapantaloni con vassoio portaoggetti _ 1 trousers hanger with tray

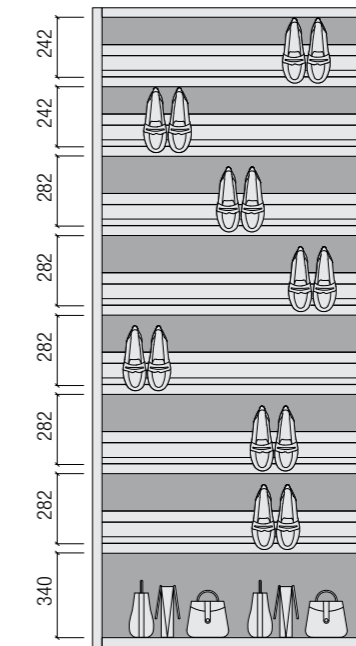


- 1 ripiano _ 1 shelf
- 1 tubo appendiabiti _ 1 hanging rail
- 1 contenitore portacamicie _ 1 shirts storage
- 1 portapantaloni con vassoio portaoggetti _ 1 trousers hanger with tray

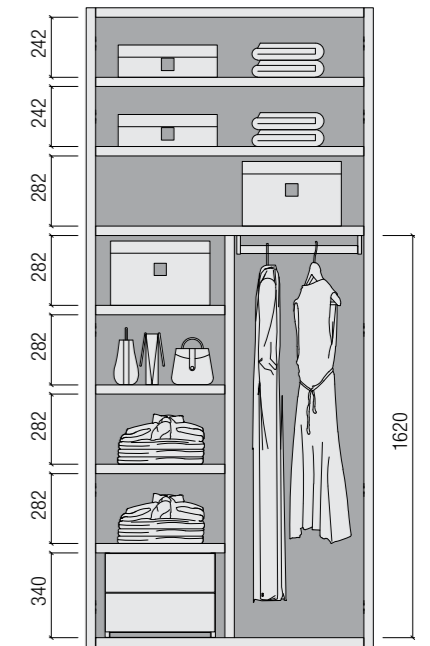
ATTREZZATURA _ EQUIPMENT



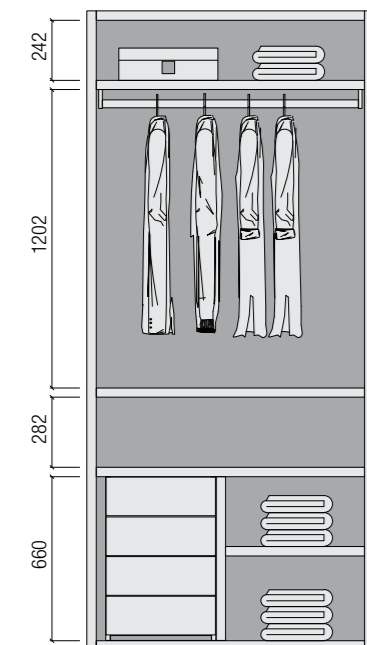
- 2 ripiani _ 2 shelves
- 5 ripiani portascarpe inclinati _ 5 shoes inclined shelves



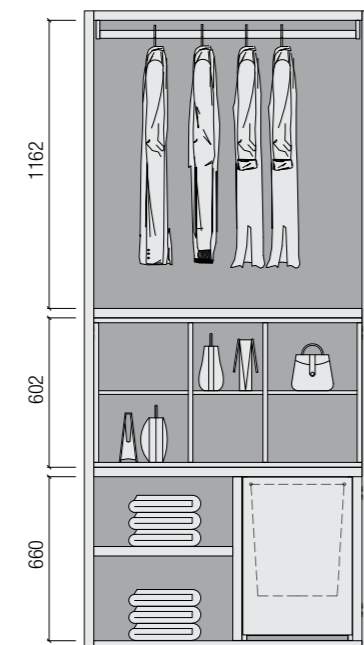
- 7 ripiani portascarpe inclinati _ 7 shoes inclined shelves



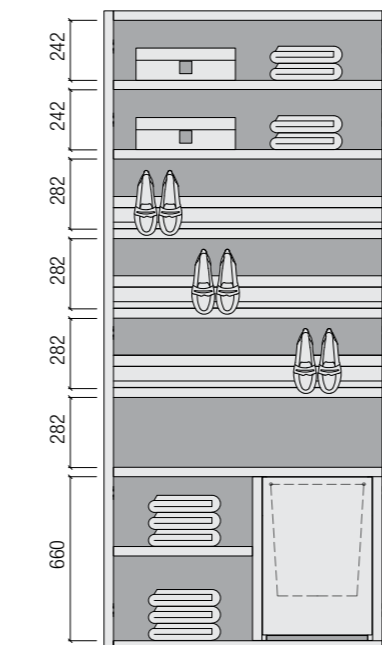
- 1 spalla raster _ 1 internal partition riser
- 5 ripiani _ 5 shelves
- 1 cass. a terra 2 cassetti _ 1 chest of 2 drawers
- 1 tubo appendiabiti _ 1 hanging rail



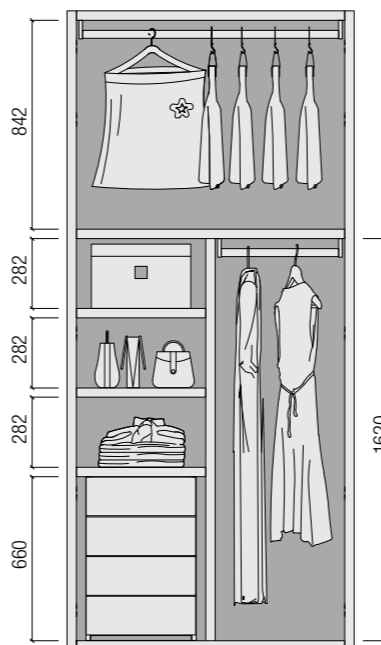
- 3 ripiani _ 3 shelves
- 1 tubo appendiabiti _ 1 hanging rail
- 1 cassettera a terra 4 cassetti _ 1 chest of 4 drawers



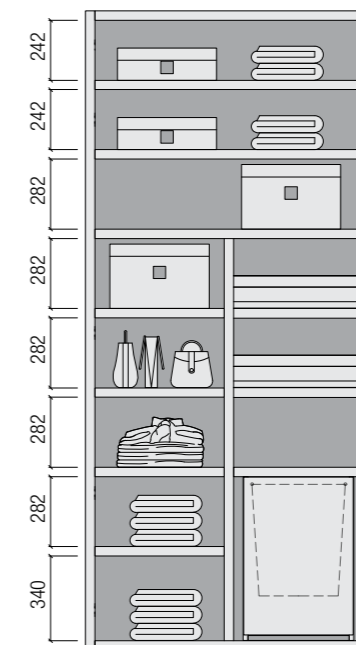
- 2 ripiani _ 2 shelves
- 1 tubo appendiabiti _ 1 hanging rail
- 1 contenitore portaborse _ 1 handbags storage
- 1 cesto portabiancheria _ 1 laundry basket



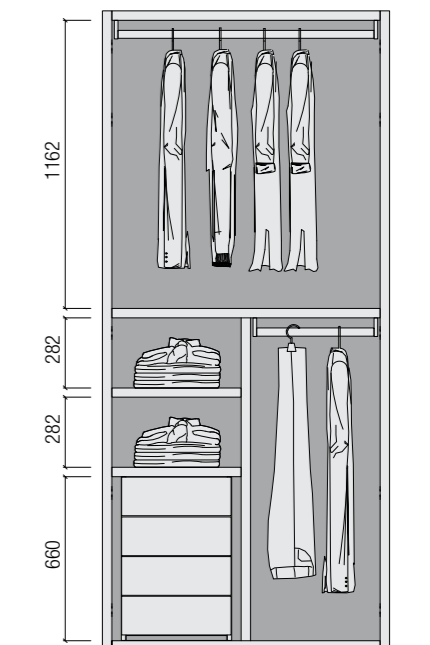
- 3 ripiani _ 3 shelves
- 1 cesto portabiancheria _ 1 laundry basket
- 3 ripiani portascarpe inclinati _ 3 shoes inclined shelves



- 1 spalla raster _ 1 internal partition riser
- 3 ripiani _ 3 shelves
- 2 tubi appendiabiti _ 2 hanging rails
- 1 cassettera a terra 4 cassetti _ 1 chest of 4 drawers



- 1 spalla raster _ 1 internal partition riser
- 6 ripiani _ 6 shelves
- 1 cesto portabiancheria _ 1 laundry basket
- 2 ripiani portascarpe inclinati _ 2 shoes inclined shelves




- 1 spalla raster _ 1 internal partition riser
- 2 ripiani _ 2 shelves
- 2 tubi appendiabiti _ 2 hanging rails
- 1 cassettera a terra 4 cassetti _ 1 chest of 4 drawers

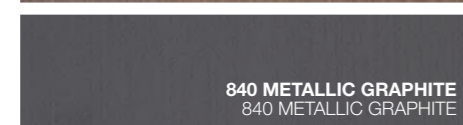
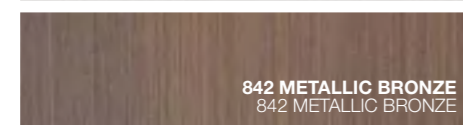
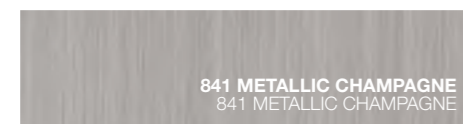
Finitura attrezzatura _ *Equipment finishings*



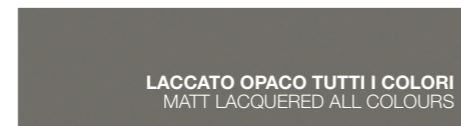


Finitura attrezzatura _ Equipment finishings



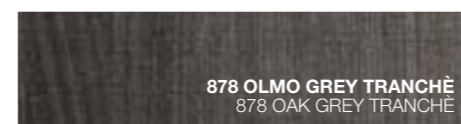
NOBILITATI TEXTURE _ TEXTURE MELAMINES





NOBILITATI METALLIZZATI _ METALLIC MELAMINES



COLORI LACCATI _ LACQUERED COLOURS



NOBILITATI LEGNO _ WOODEN MELAMINES




ECOPELLI _ ECOLEATHERS

ELEMENTI IN LEGNO _ WOODEN ELEMENTS


- . Ripiani e Top _ *Shelves and tops*
- . Strutture cassettiere _ *Drawers unit structure*
- . Strutture Elementi sospesi _ *Suspended elem. structure*
- . Strutture Portabiancheria _ *Cloth-case structure*
- . Frontali cassetti, vassoi, svuotatasche portapantaloni e portabiancheria _ *Drawers panel front, trays, pocket-tray, trouser holder and cloth-case*
- . Scarpiera _ *Shoe-rack trays*
- . Portacamicie, portaborse _ *Shirt-case, bag-case*

ELEMENTI IN ECOPELLE _ ECO-LEATHER ELEMENTS

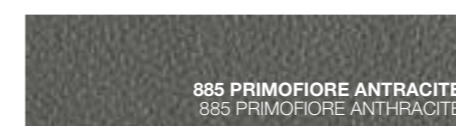
- . Ripiani e top _ *Shelves and tops*
- . Tappetino per ripiani e top _ *Shelves and top mats*
- . Frontali cassetti, vassoi e portabiancheria _ *Front drawers panel, tray and cloth-bag*
- . Maniglie Cardea _ *Cardea handle*
- . Fondo opzionale cassetti, vassoi, vassoi estraibili Hi-tech e cassetti estraibili Hi-tech _ *Optional bottom for drawers, trays, high-tech pull-out trays and high-tech pull-out drawers*
- . Fondo opzionale ondulato cassetti, vassoi, svuotatasche, vassoi estraibili Hi-tech e cassetto estraibili Hi-tech _ *Optional bulkhead for drawers, trays, vallet, high-tech pull-out trays and high-tech pull-out drawer*
- . Sacca portabiancheria Hi-tech _ *High-tech cloth-holder bag*



METALLI _ METALS



VETRI _ GLASSES



NOBILITATI PELLE _ LEATHER MELAMINES

NB:

* solo vetro V05 Fumè _ *glass only Fumè V05*

ELEMENTI IN METALLO _ METAL ELEMENTS

- . Telaio ripiano Frame _ *Frame*
- . Telaio ripiano Ecopelle _ *Frame for Eco-leather shelf*
- . Reggi ripiani _ *Shelf supports*
- . Maniglia Applique _ *Applique handle*
- . Maniglia Cardea _ *Cardea handle*
- . Maniglia Flush _ *Flush handle*
- . Divisorio interno, cassetti e vassoi _ *Drawers and trays internal partition*
- . Elementi Hi-tech: vassoi estraibili, cassetto estraibili, portapantaloni, portabiancheria e portascarpe _ *Hi-tech elements: pull-out trays-drawers, trousers-holder, cloth-case, shoes-rack*
- . Vassoio dell'elemento svuota tasche e portapantaloni _ *Vallet element tray and trousers holder tray*
- . Battitacco scarpiera _ *Hell holder for shoe-rack*
- . Tubo appendiabiti _ *Hanger*
- . Cerniere normali _ *Standard hinges*
- . Tiretto _ *Pull-out rod*
- . Vaschetta svuotatasche _ *Vallet tray*
- . Elemento giunzione per schienale L.1402 mm _ *Backpanels shelf joint W. 1402 mm*

ELEMENTI IN VETRO _ GLASS ELEMENTS

- . Vetro ripiano Frame _ *Glass shelf frame*
- . Ripiano vetro Sp.12mm _ *Glass shelf Th. 12 mm*
- . Ripiani portacamicie e portaborse _ *Shirt and bag holder shelves*
- . Fondo vassoio estraibile Hi-tech* _ *Hi-tech pull-out drawer**
- . Fondo cassetto estraibile Hi-tech* _ *Hi-tech pull out tray**
- . Frontale cassetto estraibile Hi-tech* _ *Hi-tech pull-out drawer front panel**
- . Frontale cassetto vetro _ *Glass front drawer*

ELEMENTI IN ANTRACITE PRIMO FIORE _ ANTRACITE PRIMOFIORE ELEMENTS

- . Interno cassetti e vassoi _ *Drawer and trays internal part*
- . Ripiani portacamicie e portaborse _ *Shirt and body holder shelves*
- . Fondo elemento svuotatasche _ *Pocket-ray back element*
- . Fondo cassetto estraibile Hi-tech _ *Hi-tech pull-out back drawer*

Ripiani _ *Shelves*



Ripiani _ Shelves



TIPOLOGIE RIPIANI _ TYPOLOGIES OF SHELVES

**RIPIANO LEGNO**

Ripiano e coperchio cassettiera in particelle di legno. Disponibile in nobilitato 8 finiture e laccato opaco tutti i colori Sp. 38 mm, P. 361 mm e 546 mm.

MELAMINE SHELF

Melamine shelves and chest of drawers top. Melamine available in all finishings. Thickness 1 4/8", shelves depths 14 2/8" and 21 4/8".



Palo Alto	spalle telaio side frame		profondità depth	380 15"
Millimetrica	spalle legno wood side frame		profondità depth	586 23 1/8"

**RIPIANO ECOPELLE**

Ripiano e coperchio cassettiera in ecopelle, con telaio in alluminio verniciato metallizzato. Disponibile in 9 finiture di ecopelle. Sp. 38 mm, P. 361 mm e 546 mm.

ECO LEATHER SHELF

Eco leather shelves and chest of drawers top with frame in metallic varnished aluminum as frame side and lower melamine finishing. Eco leather available in 9 finishings. Thickness 1 4/8", shelves depths 14 2/8" and 21 4/8".



Palo Alto	spalle telaio side frame		profondità depth	380 15"
Millimetrica	spalle legno wood side frame		profondità depth	586 23 1/8"

**RIPIANO FRAME**

Ripiano in vetro, con telaio in alluminio verniciato metallizzato. Disponibile in 2 finiture, vetro trasparente e vetro fumè. Sp. 38 mm, P. 361 mm e 546 mm.

GLASS SHELF

Glass shelves and chest of drawers top. Available in transparent or fumé finishings. Thickness 4/8", shelves depths 14 2/8" and 21 4/8".

Palo Alto	spalle telaio side frame		profondità depth	380 15"
Millimetrica	spalle legno wood side frame		profondità depth	586 23 1/8"



TIPOLOGIE RIPIANI _ TYPOLOGIES OF SHELVES

**RIPIANO VETRO**

Ripiano e coperchio cassettiera in vetro. Disponibili in due finiture; vetro trasparente e vetro fumè. Sp. 38 mm, P. 361 mm e 546 mm.

FRAMED GLASS SHELF

Transparent glass shelves with frame in varnished metallic aluminium as frame side. Thickness 1 4/8", shelves depths 14 2/8" and 21 4/8".

Palo Alto	spalle telaio side frame		profondità depth	380 15"
Millimetrica	spalle legno wood side frame		profondità depth	586 23 1/8"

N.B.

Per dettaglio finiture nobilitato, laccato opaco, ecopelle e vetri vedi pag. 308-309 _ For finishing details: melamine, matt lacquered, eco leather and glass see pages 308 and 309.

Ripiani _ Shelves



TAPPETINO _ RUG

**TAPPETINO ECOPELLE CON CUCITURA**

Tappetino ecopelle con supporto, per ripiano e coperchio cassettiera. Disponibile in 9 finiture ecopelle. Sp. 3 mm P. 361 mm e 546 mm.

ECO LEATHER RUG WITH STITCHING

For shelves and chest of drawers top. Available in 9 finishings. Dimensions to shelves depths 14 2/8" and 21 4/8".

Palo Alto	spalle telaio side frame		profondità depth	380 15"
Millimetrica	spalle legno wood side frame		profondità depth	586 23 1/8"

Ripiani _ Shelves

VARIANTI ECOPELLE _ ECO LEATHER VARIANTS



VARIANTI ECOPELLE

Disponibile in 9 finiture di ecopelle. E' possibile caratterizzare gli interni dell'armadio coordinandoli fra loro. Il ripiano, il coperchio della cassettera, il frontale del cassetto e la maniglia cardea con la stessa finitura.

ECO LEATHER VARIANTS

Eco leather available in 9 finishings. It is possible to characterize the interiors of the cabinet in coordination with each other. The shelf, the drawer cover, the drawer front and the cardea handle with the same finish.



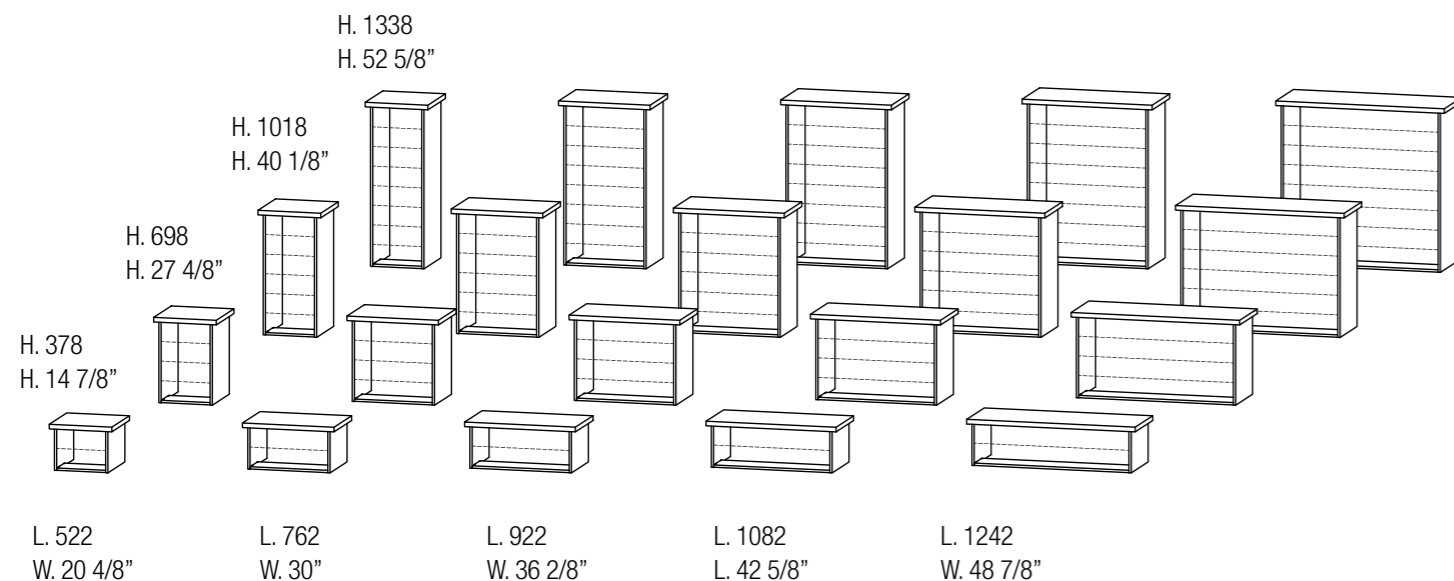
Cassettiere _ *Chest of drawers*



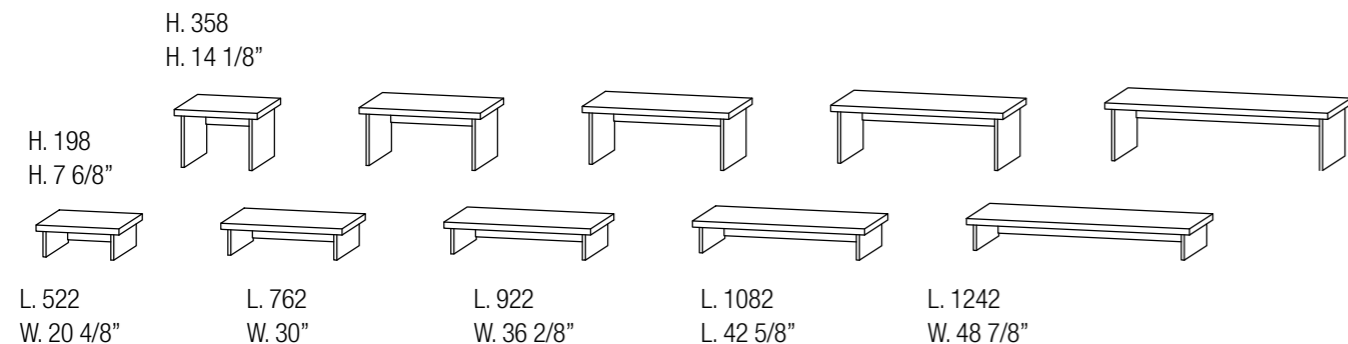
Cassettiere _ Chest of drawers

TIPOLOGIE STRUTTURE _ TYPOLOGIES STRUCTURE

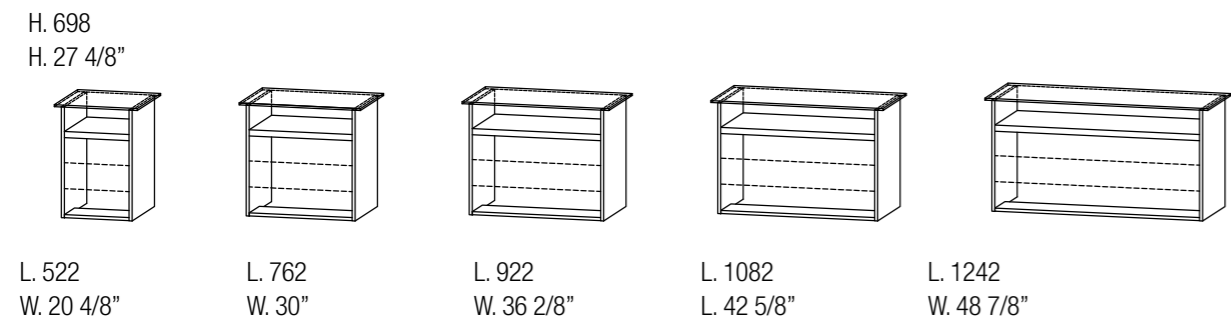
STRUTTURE A TERRA TOP LEGNO O ECOPELLE PER CASSETTI A VASSOI _ STANDING STRUCTURES WOODEN OR ECO LEATHER TOP FOR DRAWERS AND TRAYS



STRUTTURE SOSPESSE TOP LEGNO O ECOPELLE PER CASSETTI E VASSOI _ HANGING STRUCTURES WOODEN OR ECO LEATHER TOP FOR DRAWERS AND TRAYS

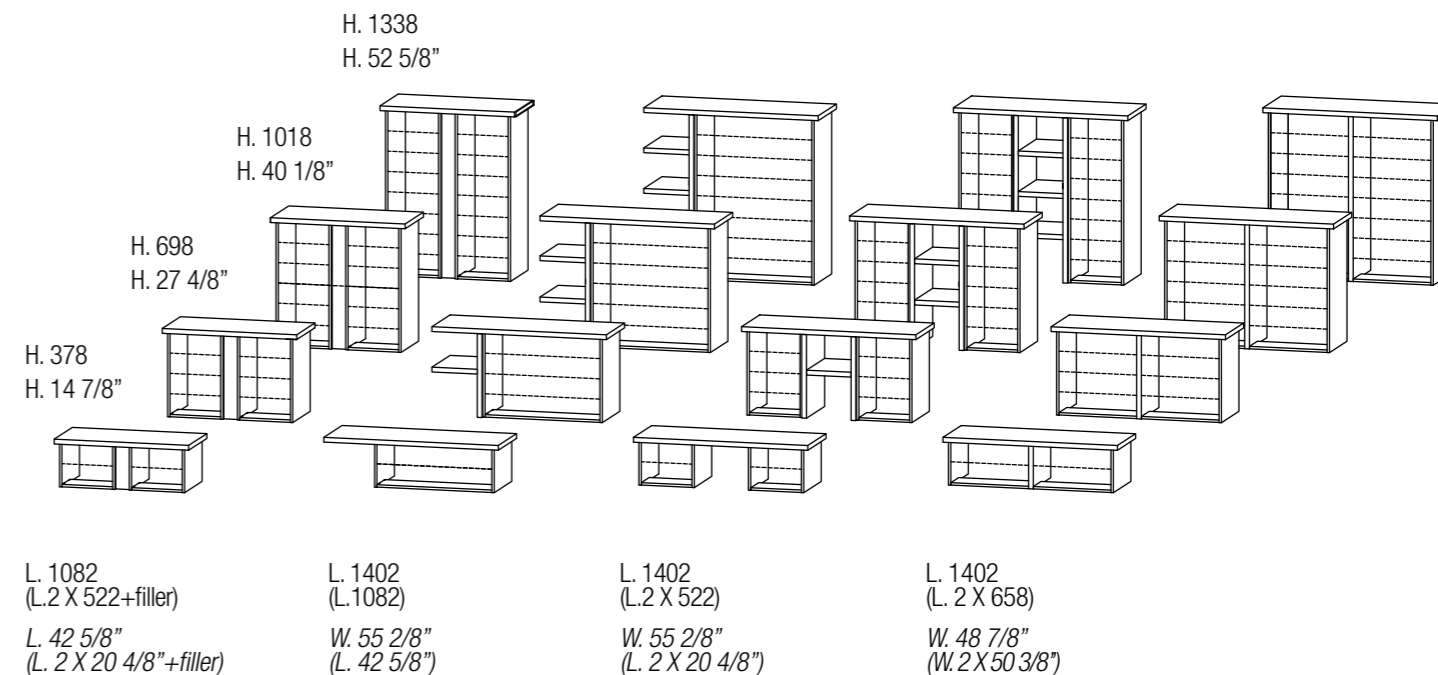


STRUT. A TERRA CON VANO A GIORNO E TOP IN VETRO PER CASSETTI E VASSOI _ STANDING STRUC. GLASS TOP AND VANO A GIORNO FOR DRAWERS AND TRAYS

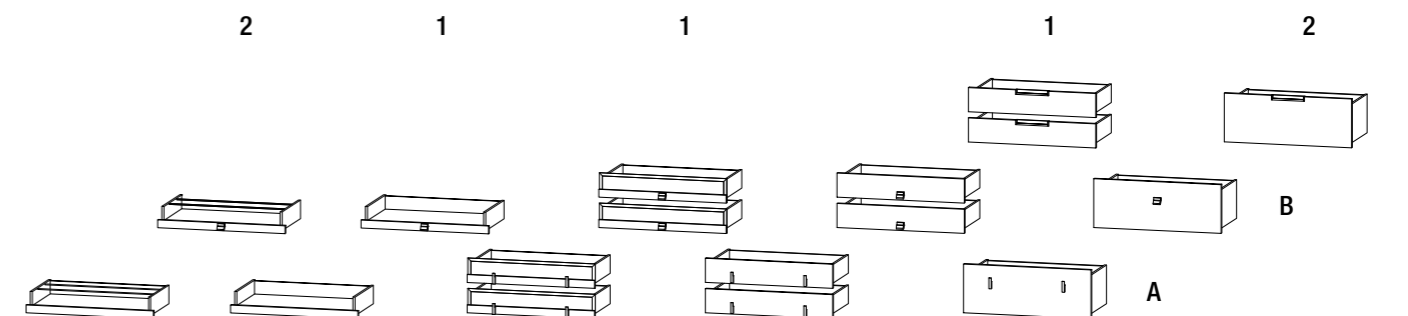


TIPOLOGIE STRUTTURE _ TYPOLOGIES STRUCTURE

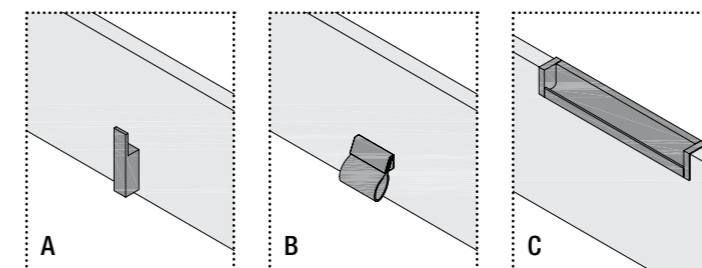
STRUTTURE A TERRA TOP LEGNO O ECOPELLE PER CASSETTI A VASSOI _ STANDING STRUCTURES WOODEN OR ECO LEATHER TOP FOR DRAWERS AND TRAYS



TIPOLOGIE CASSETTI E VASSOI _ STRUCTURES TYPOLOGIES FOT DRAWERS AND TRAYS



L. 522 L. 762 L. 922 L. 1082 L. 1242
 W. 20 4/8" W. 30" W. 36 2/8" L. 42 5/8" W. 48 7/8"



A. Maniglia Applique
Applique handle
B. Maniglia Cardea
Cardea handle
C. Maniglia Flush
Flush handle
1. Altezza cassetto 160 mm
Drawer height 6 2/8"
2. Altezza cassetto 320 mm
Drawer height 12 5/8"

Cassettiere _ Chest of drawers

TIPOLOGIE STRUTTURE CASSETTIERA _ STRUCTURES TYPOLOGIES FOR DRAWERS





STRUTTURE A TERRA TOP LEGNO O ECOPELLE PER CASSETTI E VASSOI

Cassettiera a terra con coperchio Sp. 38 mm in legno o ecopelle in tutte le finiture. Struttura in nobilitato 8 finiture o laccata opaca 35 colori. Disponibile in 6 larghezze e 4 altezze. Non sono disponibili riduzioni a misura.

STANDING STRUCTURES WOODEN OR ECO LEATHER TOP FOR DRAWERS AND TRAYS

Chest of drawers with wooden or eco leather top (thickness 1 4/8") in all finishings. Available in 6 widths and 4 heights. No reductions are available to size.

Palo Alto	spalle telaio side frame		profondità depth	380 15"
Millimetrica	spalle legno wood side frame		profondità depth	586 23 1/8"





STRUTTURE SOSPESSE TOP LEGNO O ECOPELLE PER CASSETTI E VASSOI

Cassettiera sospesa con coperchio Sp. 38 mm in legno o ecopelle in tutte le finiture. Struttura in nobilitato 8 finiture o laccata opaca 35 colori. Disponibili in 5 larghezze e 2 altezze. Non sono disponibili riduzioni a misura.

HANGING STRUCTURES WOODEN OR ECO LEATHER TOP FOR DRAWERS AND TRAYS

Hanging chest of drawers with wooden or eco leather top (thickness 1 4/8") in all finishings. Available in 5 widths and 2 heights. No reductions are available to size.

Palo Alto	spalle telaio side frame		profondità depth	380 15"
Millimetrica	spalle legno wood side frame		profondità depth	586 23 1/8"





STRUTTURA A TERRA CON VANO A GIORNO E TOP IN VETRO PER CASSETTI E VASSOI

Cassettiera a terra con coperchio Sp. 12 mm in vetro trasparente o fumè, dotata di vano a giorno. Disponibile in 5 larghezze e 1 altezza. Non sono disponibili riduzioni a misura.

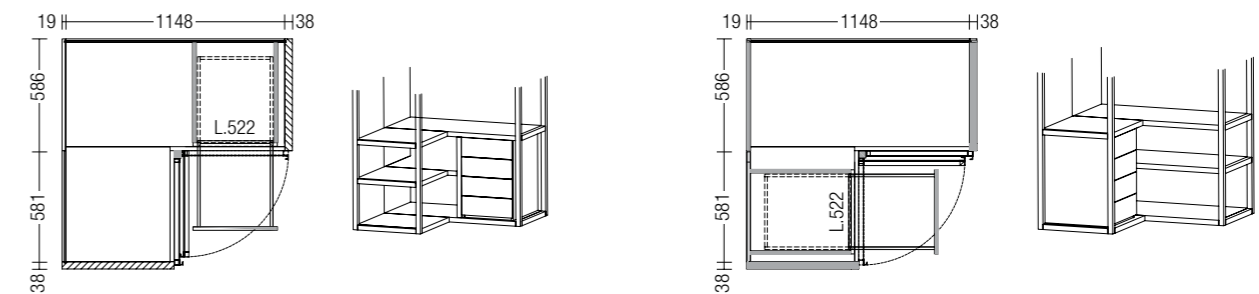
STANDING STRUCTURES GLASS TOP AND VANO A GIORNO FOR DRAWERS AND TRAYS

Chest of drawers with top in smoky glass or transparent (thickness 4/8") and dotato di un vano a giorno. Available in 5 widths and 1 height. No reductions are available to size.

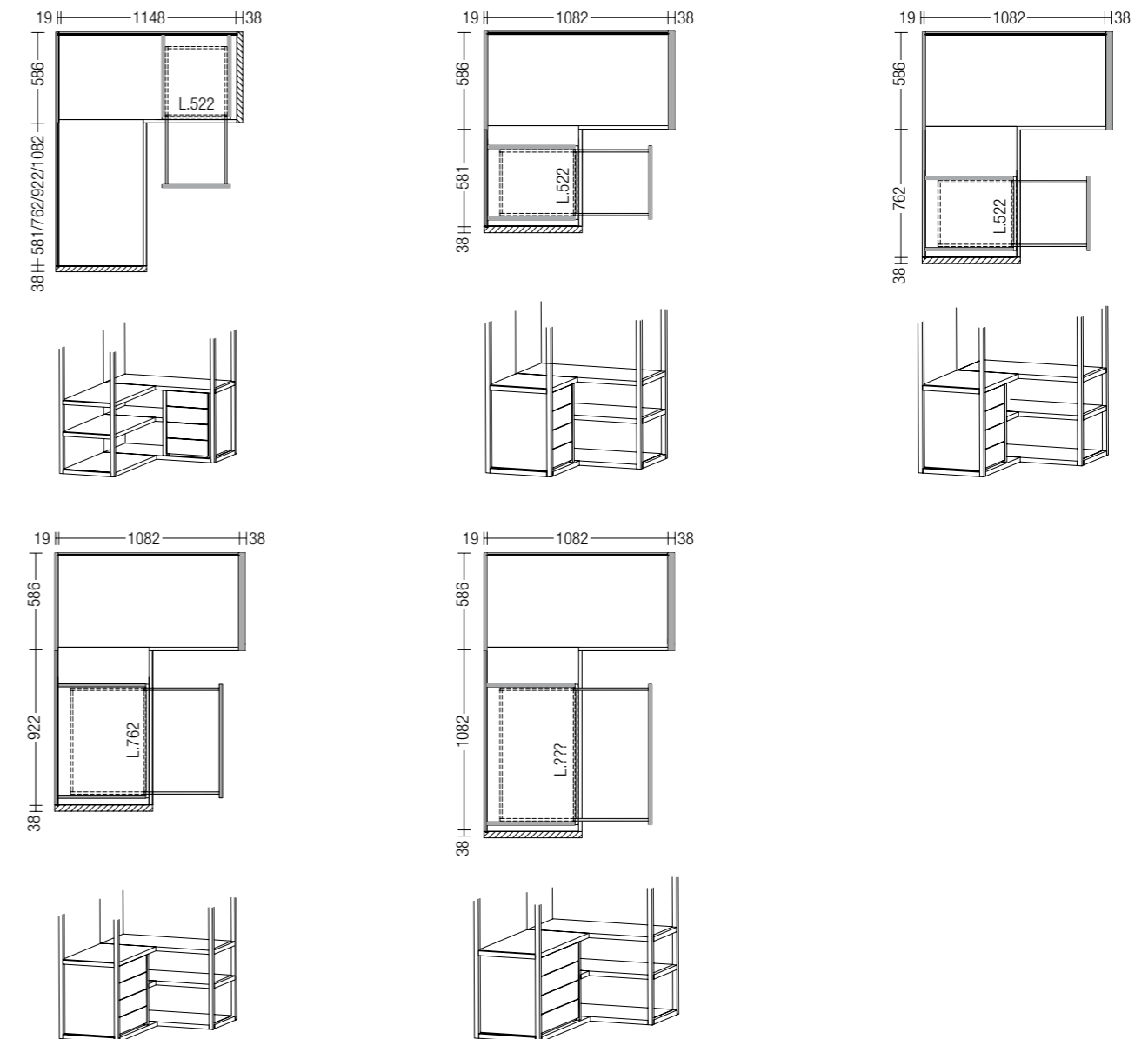
Palo Alto	spalle telaio side frame		profondità depth	380 15"
Millimetrica	spalle legno wood side frame		profondità depth	586 23 1/8"

Focus On

CASSETTIERA NELL'ANGOLO CON ANTE _ CHEST OF DRAWERS IN THE CORNER WITH DOOR



CASSETTIERA NELL'ANGOLO SENZA ANTE _ CHEST OF DRAWERS IN THE CORNER WITHOUT DOOR



Cassettiere _ Chest of drawers

TIPOLOGIE CASSETTI FRONTALE LEGNO _ WOODEN DRAWERS TYPOLOGIES



CASSETTO LEGNO - MANIGLIA APPLIQUE

Cassetto ad estrazione totale ammortizzata, disponibile per tutte le cassettiere a terra e sospese. Finiture: Frontale in nobilitato 8 finiture, laccato opaco 35 colori o ecopelle 9 colori. Maniglia verniciata canna di fucile. Interno cassetto nobilitato antracite primo fiore. Dimensioni: H. 160 mm e H. 320 mm.

WOODEN DRAWER - APPLIQUE HANDLE

Drawer with full extraction glides and soft closing mechanism, available for both standing and hanging chest of drawers. Finishing: door in 8 finishings melamine, 35 matt lacquered colours or 9 eco leather colours. Handle varnished gun metal. Interior in Primofiore anthracite melamine finishing. Dimensions: H. 6 2/8" and 12 5/8".



CASSETTO LEGNO - MANIGLIA CARDEA

Cassetto ad estrazione totale ammortizzata, disponibile per tutte le cassettiere a terra e sospese. Finiture: Frontale in nobilitato 8 finiture, laccato opaco 35 colori o ecopelle 9 colori. Maniglia verniciata canna di fucile e in 9 finiture di ecopelle. Interno cassetto nobilitato antracite primo fiore. Dimensioni: H. 160 mm e H. 320 mm.

WOODEN DRAWER - CARDEA HANDLE

Drawer with full extraction glides and soft closing mechanism, available for both standing and hanging chest of drawers. Finishing: door in 8 finishings melamine, 35 matt lacquered colours or 9 eco leather colours. Handle varnished gun metal and 9 eco leather colours. Interior in Primofiore anthracite melamine finishing. Dimensions: H. 6 2/8" and 12 5/8".



CASSETTO LEGNO - MANIGLIA FLUSH

Cassetto ad estrazione totale ammortizzata, disponibile per tutte le cassettiere a terra e sospese. Finiture: Frontale in nobilitato 8 finiture, laccato opaco 35 colori. Maniglia verniciata canna di fucile. Interno cassetto nobilitato antracite primo fiore. Dimensioni: H. 160 mm e H. 320 mm.

WOODEN DRAWER - FLUSH HANDLE

Drawer with full extraction glides and soft closing mechanism, available for both standing and hanging chest of drawers. Finishing: door in 8 finishings melamine, 35 matt lacquered colours. Handle varnished gun metal. Interior in Primofiore anthracite melamine finishing. Dimensions: H. 6 2/8" and 12 5/8".

Cassettiere _ Chest of drawers

TIPOLOGIE CASSETTI FRONTALE VETRO _ GLASS DRAWERS TYPOLOGIES

**CASSETTO LEGNO FRONTALE VETRO - MANIGLIA APPLIQUE**

Cassetto ad estrazione totale ammortizzata, disponibile per tutte le cassettiere a terra e sospese. Finiture: Parte frontale legno in nobilitato 8 finiture, laccato opaco 35 colori o ecopelle 9 colori. Parte in vetro, in vetro fumè. Maniglia verniciata canna di fucile. Interno cassetto nobilitato antracite primo fiore. Dimensioni: H. 160 mm e H. 320 mm.

WOODEN DRAWER WITH GLASS FRONT - APPLIQUE HANDLE

Drawer with full extraction glides and soft closing mechanism, available for both standing and hanging chest of drawers. Finishing: wooden door part in 8 finishings melamine, 35 matt lacquered colours or 9 eco leather colours. Glass door part in fumè glass. Handle varnished gun metal. Interior in Primofiore anthracite melamine finishing. Dimensions: H. 6 2/8" and 12 5/8".

**CASSETTO LEGNO FRONTALE VETRO - MANIGLIA CARDEA**


Cassetto ad estrazione totale ammortizzata, disponibile per tutte le cassettiere a terra e sospese. Finiture: Parte frontale legno in nobilitato 8 finiture, laccato opaco 35 colori o ecopelle 9 colori. Parte in vetro, in vetro fumè. Maniglia verniciata canna di fucile e in 9 finiture di ecopelle. Interno cassetto nobilitato antracite primo fiore. Dimensioni: H. 160 mm e H. 320 mm.

WOODEN DRAWER WITH GLASS FRONT - CARDEA HANDLE

Drawer with full extraction glides and soft closing mechanism, available for both standing and hanging chest of drawers. Finishing: wooden door part in 8 finishings melamine, 35 matt lacquered colours or 9 eco leather colours. Glass door part fumè glass. Handle varnished gun metal and 9 eco leather colours. Interior in Primofiore anthracite melamine finishing. Dimensions: H. 6 2/8" and 12 5/8".

N.B.

Per dettaglio finiture nobilitato, laccato opaco, ecopelli e vetri vedi pag. 308-309 _ For finishing details: melamine, matt lacquered, eco leather and glass se pages 308 and 309.





Cassettiere _ Chest of drawers

TIPOLOGIE VASSOI _ TRAYS TYPOLOGIES



VASSOIO LEGNO

Vassoio disponibile sia per cassettiere a terra e sospese. Frontale in legno in tutte le finiture nobilitato disponibili per l'attrezzatura. Disponibile con maniglia APPLIQUE, CARDEA e FLUSH. Vassoio H 160 mm ad estrazione totale ammortizzata. Interno in finitura nobilitato antracite Primofiore.

WOODEN TRAY

Tray available for both standing and hanging chests of drawers. Wooden front in all melamine finishings available for the equipment. Available with APPLIQUE handle, CARDEA and FLUSH. Tray H. 6 2/8" with full extraction glides and soft closing mechanism. Inner in Primofiore anthracite melamine finishing.



VASSOIO LEGNO PORTASCARPE

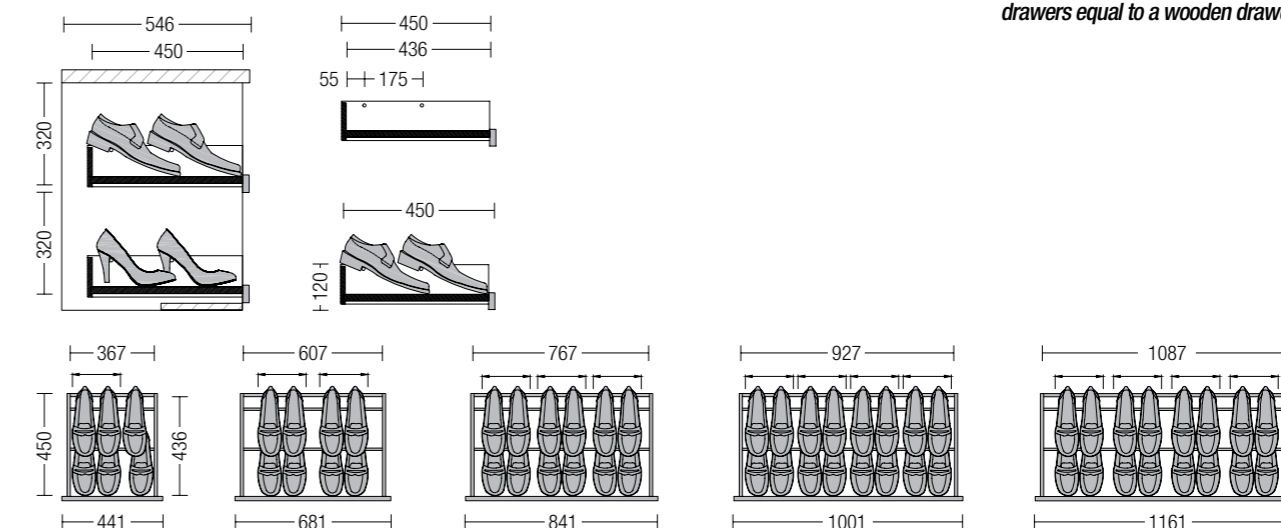
Vassoio con tondini verniciati canna di fucile disponibile sia per cassettiere a terra e sospese. Frontale in legno in tutte le finiture nobilitato disponibili per l'attrezzatura. Disponibile con maniglia APPLIQUE, CARDEA e FLUSH. Vassoio H. 160 mm ad estrazione totale ammortizzata. Interno in finitura nobilitato antracite Primofiore.

N.B. Il vassoio portascarpe necessita di uno spazio nella cassettiere pari a un cassetto legno H. 320 mm.

WOODEN SHOES TRAY

Tray with gun metal varnished rods available for both standing and hanging chests of drawers. Wooden front in all melamine finishings available for the equipment. Available with APPLIQUE handle, CARDEA and FLUSH. Tray H. 6 2/8" with full extraction glides and soft closing mechanism. Inner in Primofiore anthracite melamine finishing.

Note: The shoes tray occupies a space in the chest of drawers equal to a wooden drawer H. 12 5/8".

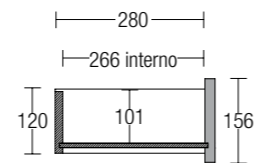
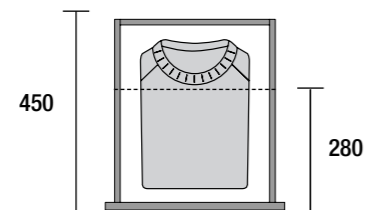


Cassettiere _ Chest of drawers

CAPIENZA CASSETTI E VASSOI _ DRAWERS AND TRAYS CAPACITY

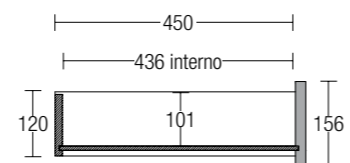
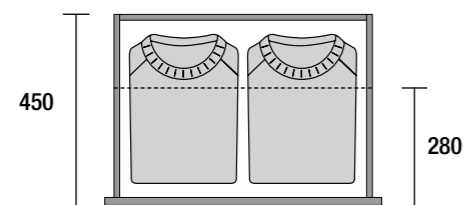
Cassetto L 441 mm _ P 450 mm
 Interno utile L. 367 mm _ P. 436 mm

Drawer W 17 3/8" _ D 17 6/8"
 Inner space W 14 4/8" _ D 17 1/8"



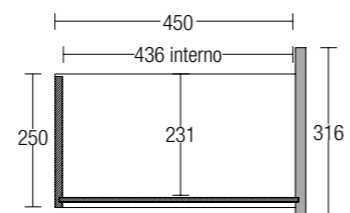
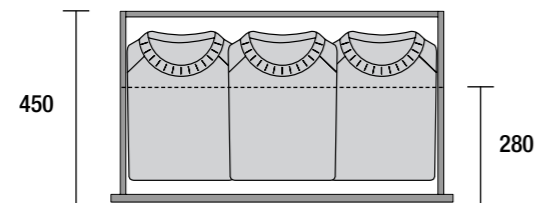
Cassetto L 681 mm _ P 450 mm
 Interno utile L. 607 mm _ P. 436 mm

Drawer W 26 6/8" _ D 17 6/8"
 Inner space W 23 7/8" _ D 17 1/8"



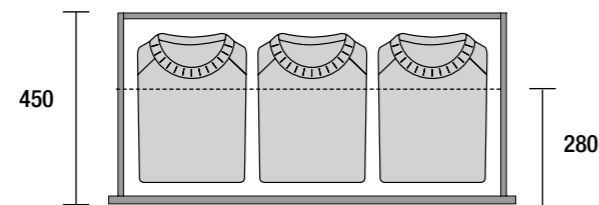
Cassetto L 841 mm _ P 450 mm
 Interno utile L. 767 mm _ P. 436 mm

Drawer W 33 1/8" _ D 17 6/8"
 Inner space W 30 2/8" _ D 17 1/8"



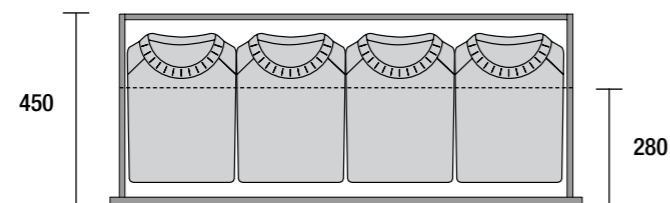
Cassetto L 1001 mm _ P 450 mm
 Interno utile L. 927 mm _ P. 436 mm

Drawer W 39 3/8" _ D 17 6/8"
 Inner space W 36 4/8" _ D 17 1/8"



Cassetto L 1161 mm _ P 450 mm
 Interno utile L. 1087 mm _ P. 436 mm

Drawer W 45 6/8" _ D 17 6/8"
 Inner space W 42 6/8" _ D 17 1/8"



Cassettiere _ Chest of drawers

ACCESSORI PER CASSETTI E VASSOI _ EQUIPMENT FOR DRAWERS AND TRAYS

**DIVISORIO INTERNO IN ALLUMINIO PER CASSETTI E VASSOI**

In alluminio verniciato canna di fucile per inserimento in cassetti e vassoi.

ALUMINUM INNER PARTITION FOR DRAWERS AND TRAYS

In gun metal varnished aluminum for drawers and trays.

**TAPPETINO OPZIONALE IN ECOPELLE PER CASSETTI E VASSOI**

Tappetino senza cuciture per fondo cassetti o vassoi. Disponibile in tutte le finiture.

ECO LEATHER OPTIONAL RUG FOR DRAWERS AND TRAYS

Rug without stitching for bottom drawers and trays. Available in all finishings.

ACCESSORI PER CASSETTI E VASSOI _ EQUIPMENT FOR DRAWERS AND TRAYS

**DIVISORIO INTERNO IN ECOPELLE PER CASSETTI E VASSOI**

Tappetino con cuciture e divisori in ecopelle per fondo cassetti e vassoi. Disponibile in tutte le finiture.

ECO LEATHER INNER PARTITION FOR DRAWERS AND TRAYS

Rug with stitching and eco leather inner partition for bottom drawers and trays. Available in all finishings.

**PORTA OROLOGI / ORECCHINI / ANELLI**

Gli accessori porta orologi/orecchini/anelli possono essere inseriti nei cassetti e nei vassoi, anche in presenza del divisorio interno in ecopelle.

Per proposta accessori pag. 44-45.

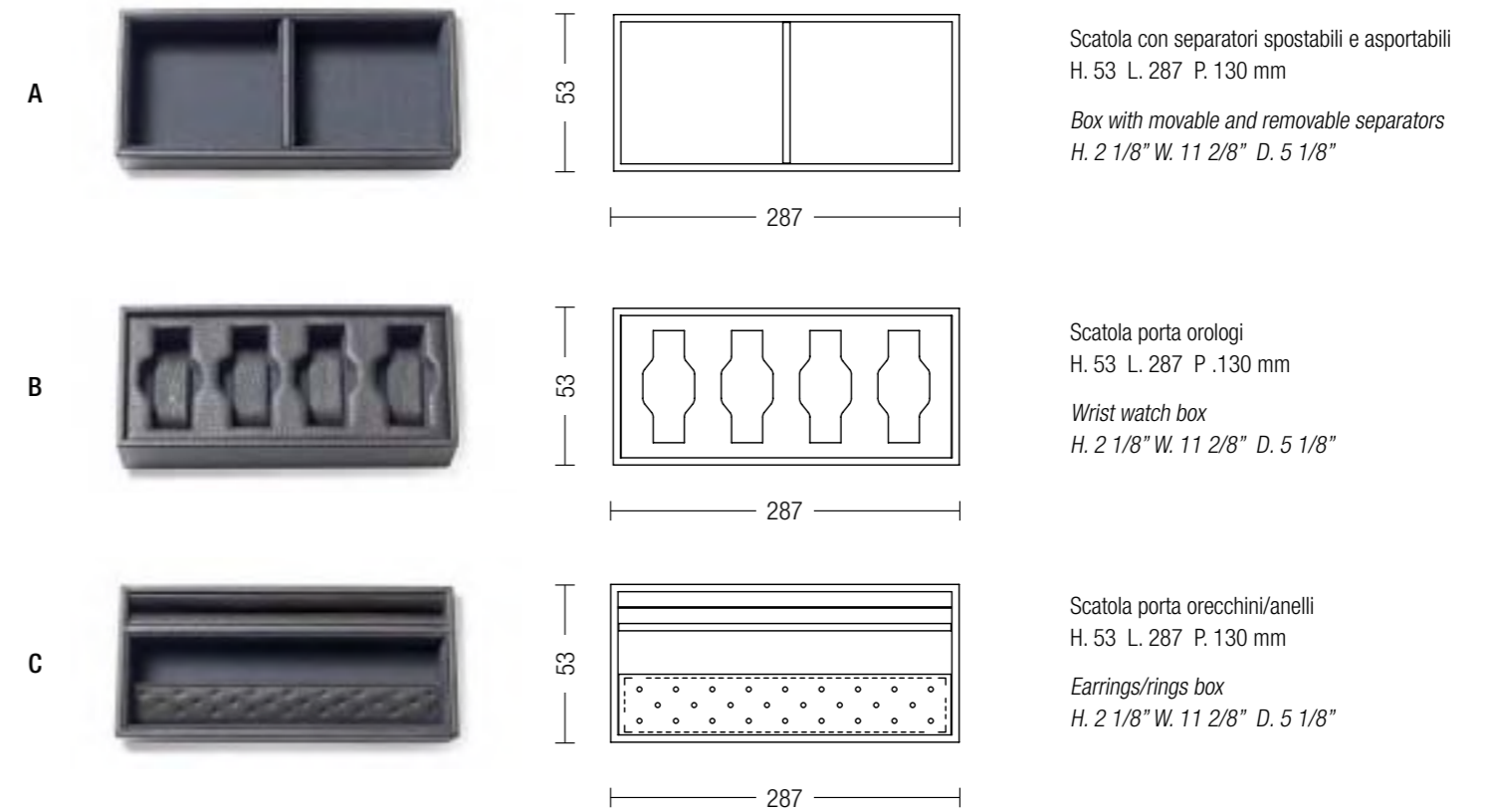
CLOCKS / EARRINGS / RINGS HANGER

Clocks/earrings/rings hangers can be inserted in the drawers and trays, even in the presence of eco leather inner partition.

For equipment options pages 44 and 45.

Cassettiere _ Chest of drawers

PROPOSTE PORTA OGGETTI PER CASSETTI E VASSOI _ PROPOSALS FOR OBJECTS FOR DRAWERS AND TRAYS

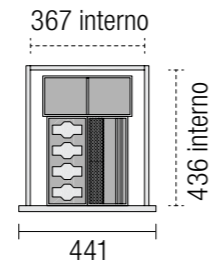
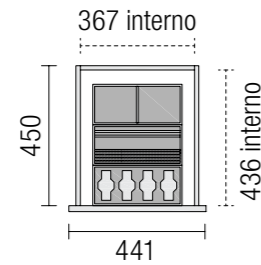
Accessori _ Equipments

Cassettiere _ Chest of drawers

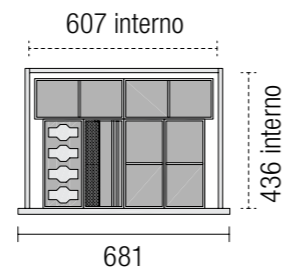
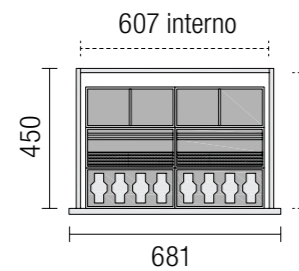
PROPOSTE PER CASSETTIERE CON P. 586 MM _ OPTIONS FOR CHESTS OF DRAWERS D. 23 1/8"

Proposta 1 _ Option 1

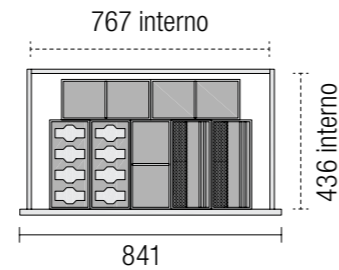
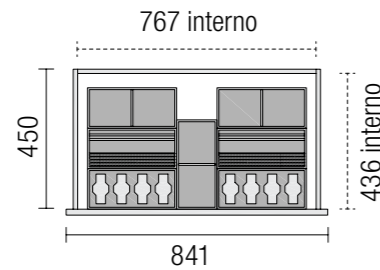
n°1 porta orologi
 n°1 porta orecchini/anelli
 n°1 scatola con separatori
 n°1 wrist watch tray
 n°1 earrings/rings tray
 n°1 box with separators

**Proposta 2 _ Option 2**

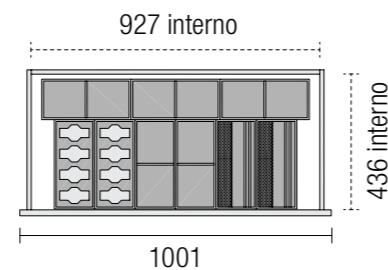
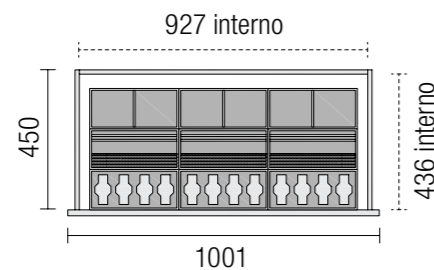
n°2 porta orologi
 n°2 porta orecchini/anelli
 n°2 scatola con separatori
 n°2 wrist watch tray
 n°2 earrings/rings tray
 n°2 box with separators

**Proposta 3 _ Option 3**

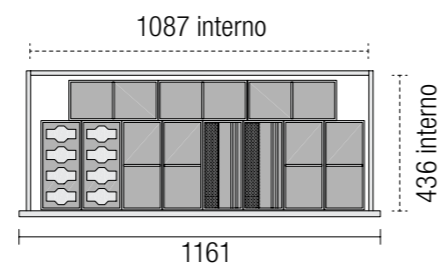
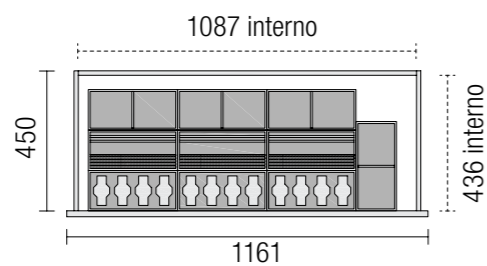
n°2 porta orologi
 n°2 porta orecchini/anelli
 n°3 scatola con separatori
 n°2 wrist watch tray
 n°2 earrings/rings tray
 n°3 box with separators

**Proposta 4 _ Option 4**

n°3 porta orologi
 n°3 porta orecchini/anelli
 n°3 scatola con separatori
 n°3 wrist watch tray
 n°3 earrings/rings tray
 n°3 box with separators

**Proposta 5 _ Option 5**

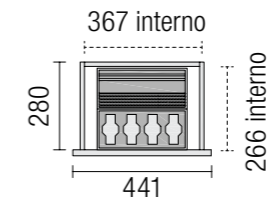
n°3 porta orologi
 n°3 porta orecchini/anelli
 n°4 scatola con separatori
 n°3 wrist watch tray
 n°3 earrings/rings tray
 n°4 box with separators



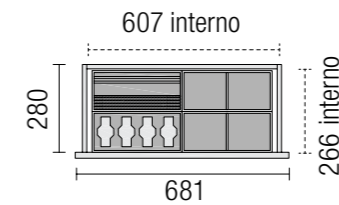
PROPOSTE PER CASSETTIERE CON P. 346 MM _ OPTIONS FOR CHESTS OF DRAWERS D. 13 5/8"

Proposta 1 _ Option 1

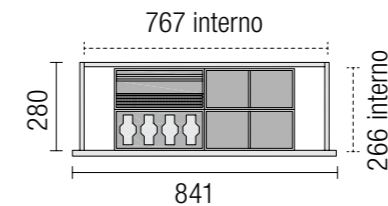
n°1 porta orologi
 n°1 porta orecchini/anelli
 n°1 scatola con separatori
 n°1 wrist watch tray
 n°1 earrings/rings tray
 n°1 box with separators

**Proposta 2 _ Option 2**

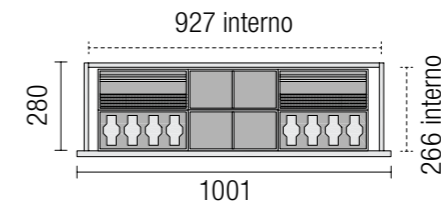
n°2 porta orologi
 n°2 porta orecchini/anelli
 n°2 scatola con separatori
 n°2 wrist watch tray
 n°2 earrings/rings tray
 n°2 box with separators

**Proposta 3 _ Option 3**

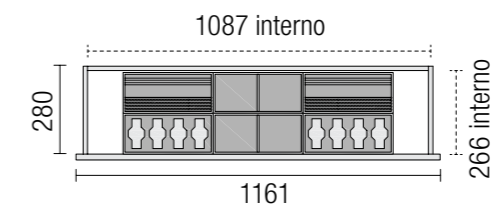
n°2 porta orologi
 n°2 porta orecchini/anelli
 n°3 scatola con separatori
 n°2 wrist watch tray
 n°2 earrings/rings tray
 n°3 box with separators

**Proposta 4 _ Option 4**

n°3 porta orologi
 n°3 porta orecchini/anelli
 n°3 scatola con separatori
 n°3 wrist watch tray
 n°3 earrings/rings tray
 n°3 box with separators

**Proposta 5 _ Option 5**

n°3 porta orologi
 n°3 porta orecchini/anelli
 n°4 scatola con separatori
 n°3 wrist watch tray
 n°3 earrings/rings tray
 n°4 box with separators

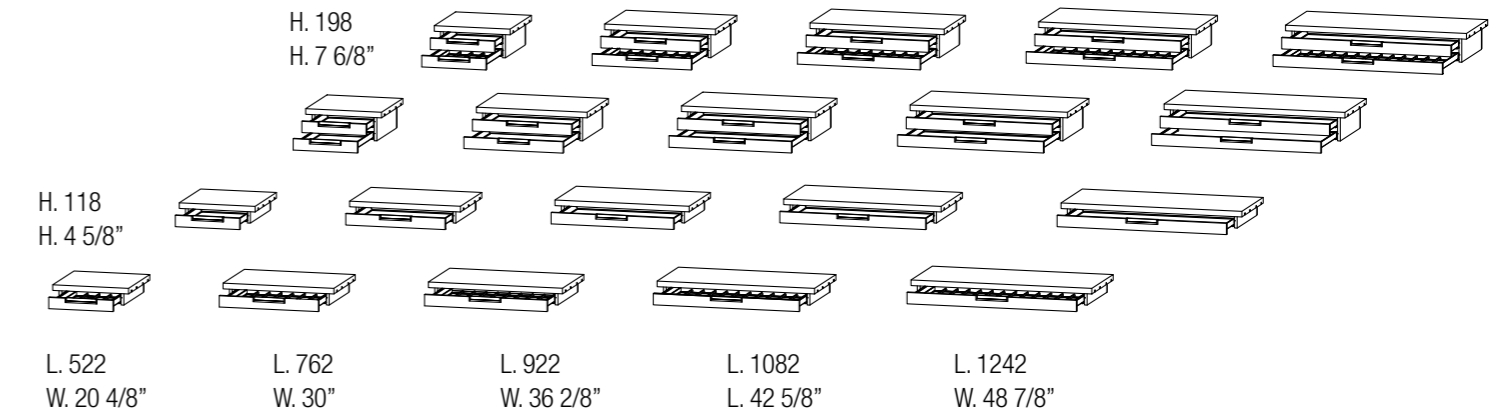


Elementi sospesi _ *Hanging elements*

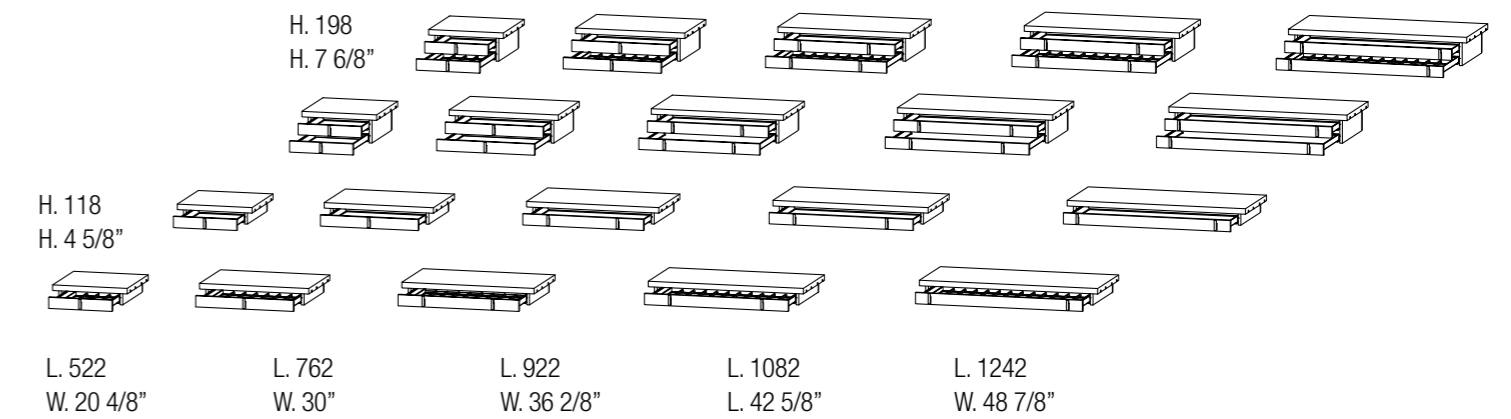


Elementi sospesi _ *Hanging elements*

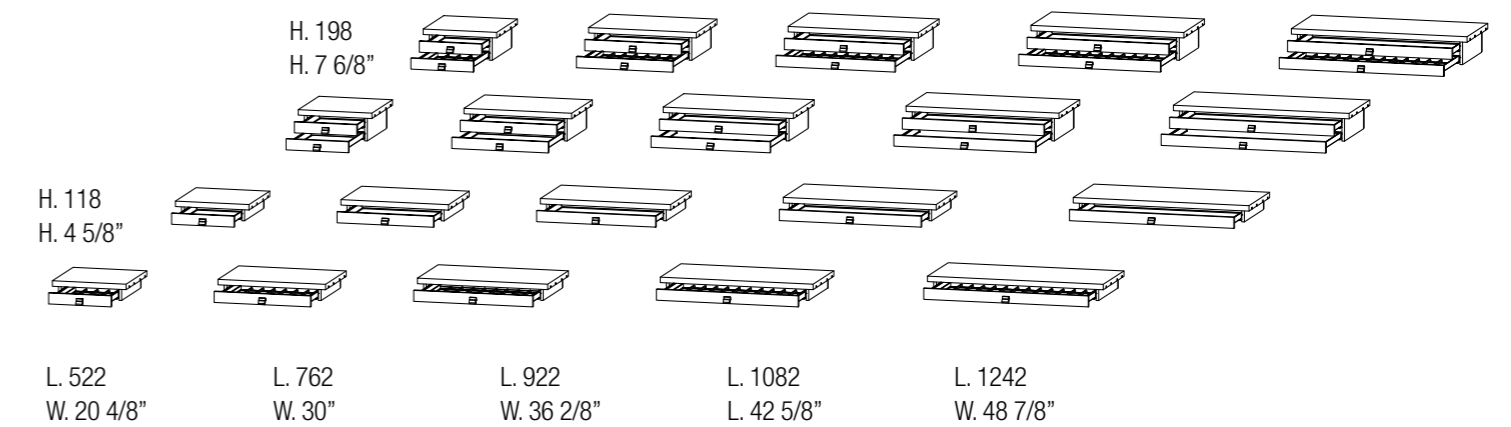
VASSOI E PORTAPANTALONI SOSPESI CON MANIGLIA INCASSATA _ *TRAYS AND TROUSER HANGERS WITH RECESSED HANDLE*



VASSOI E PORTAPANTALONI SOSPESI CON MANIGLIA IN METALLO _ *TRAYS AND TROUSER HANGERS WITH METAL HANDLE*



VASSOI E PORTAPANTALONI SOSPESI CON MANIGLIA CARDEA _ *TRAYS AND TROUSER HANGERS WITH CARDEA HANDLE*





Elementi sospesi _ *Hanging elements*TIPOLOGIE FRONTALI LEGNO _ *TYPLOGIES FRONTAL WOOD***VASSOIO SVUOTATASCHE**

Vassoio H. 80 mm estraibile con frontale in nobilitato in tutte le finiture e parte estraibile verniciata canna di fucile. Fondo in nobilitato antracite Primofiore. Disponibile con maniglia Applique, Cardea e Flush.

PULL-OUT DRESSER TRAY

Extractable tray height 3 1/8" with melamine front in all finishings and extractable gun metal varnished part. Available with handle Applique, Cardea and Flush.



Palo Alto	spalle telaio side frame		profondità depth	380 15"
Millimetrica	spalle legno wood side frame		profondità depth	586 23 1/8"

**PORTAPANTALONI**

Vassoio H. 80 mm estraibile con frontale in nobilitato in tutte le finiture e parte estraibile verniciata canna di fucile, attrezzato con bacchette portapantaloni. Disponibile con maniglia Applique, Cardea e Flush.

TROUSERS HANGER

Extractable tray height 3 1/8" with melamine front in all finishings and extractable gun metal varnished part, equipped with trousers hanger sticks. Available with handle Applique, Cardea and Flush.



Palo Alto	spalle telaio side frame		profondità depth	380 15"
Millimetrica	spalle legno wood side frame		profondità depth	586 23 1/8"

**DOPPIO VASSOIO SVUOTATASCHE**

Doppio vassoio H. 80 mm estraibile con frontale in nobilitato in tutte le finiture e parte estraibile verniciata canna di fucile. Fondo in nobilitato antracite Primofiore. Disponibile con maniglia Applique, Cardea e Flush.

PULL-OUT DRESSER DOUBLE TRAY

Extractable double tray height 3 1/8" with melamine front in all finishings and extractable gun metal varnished part. Available with handle Applique, Cardea and Flush.



Palo Alto	spalle telaio side frame		profondità depth	380 15"
Millimetrica	spalle legno wood side frame		profondità depth	586 23 1/8"

TIPOLOGIE FRONTALI LEGNO _ *TYPLOGIES FRONTAL WOOD***PORTAPANTALONI E VASSOIO SVUOTATASCHE**

Doppio vassoio H. 80 mm estraibile con frontale in nobilitato in tutte le finiture e parte estraibile verniciata canna di fucile. Uno attrezzato con vassoio svuotatasche e l'altro con vassoio portapantaloni. Fondo in nobilitato antracite Primofiore. Disponibile con maniglia Applique, Cardea e Flush.

TROUSERS HANGER AND PULL-OUT DRESSER TRAY

Extractable double tray height 3 1/8" with melamine front in all finishings and extractable gun metal varnished part. One equipped with pull-out dresser tray and the other with trousers hanger tray. Available with handle Applique, Cardea and Flush.

Palo Alto	spalle telaio side frame		profondità depth	380 15"
Millimetrica	spalle legno wood side frame		profondità depth	586 23 1/8"

Elementi sospesi _ *Hanging elements*ATTREZZATURA SVUOTA TASCHE _ *PULL-OUT DRESSER EQUIPMENT***DIVISORIO INTERNO IN ECOPELLE PER CASSETTI E VASSOI**

Tappetino con cuciture e divisori in ecopelle per fondo cassetti o vassoi. Disponibile in tutte le finiture.

ECO LEATHER INNER PARTITION FOR DRAWERS AND TRAYS

Rug with stitching and eco leather inner partition for bottom drawers and trays. Available in all finishings.

Elementi dedicati _ *Dedicated elements*





Elementi dedicati _ Dedicated elements

PORTA SCARPE _ SHOES RACK CONTAINERS

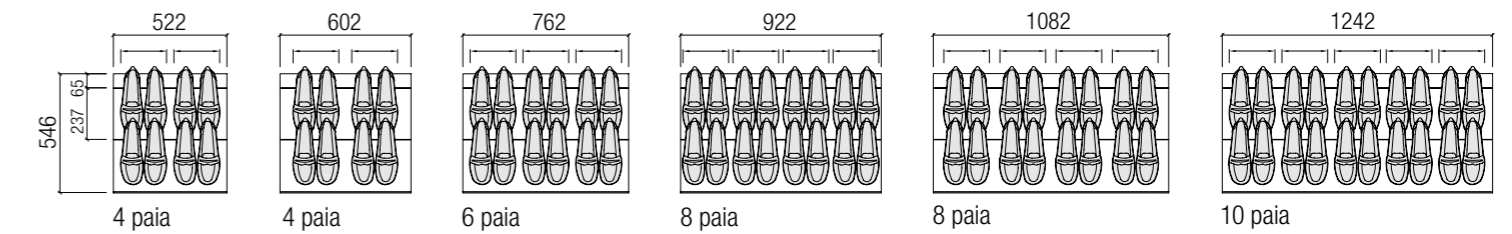


RIPIANO PORTASCARPE INCLINATO
Elemento in nobilitato tutte le finiture, bordi e alzatine verniciati canna di fucile.

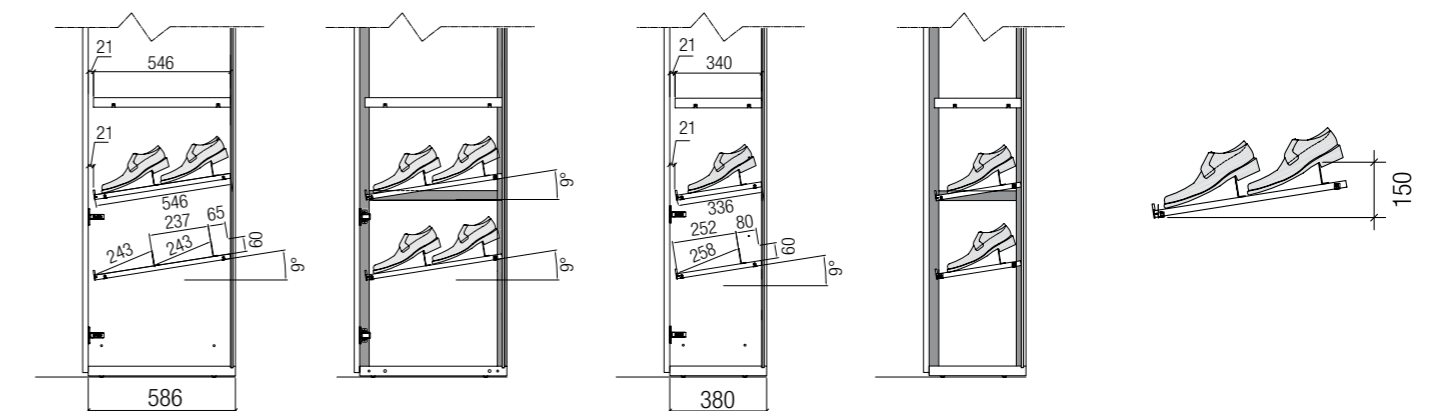
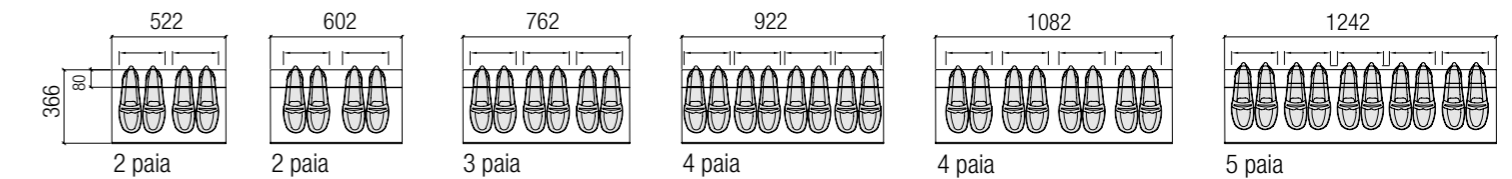
INCLINED SHOESTAND SHELF
Melamine element in all finishings, gunmetal varnished edges and dividers.

Palo Alto	spalle telaio side frame		profondità depth	380 15"
Millimetrica	spalle legno wood side frame		profondità depth	586 23 1/8"

ORGANIZZAZIONE RIPIANI PORTASCARPE P. 586 MM _ SHOES RACK SHELVES ORGANIZATION D. 23 1/8"



ORGANIZZAZIONE RIPIANI PORTASCARPE P. 380 MM _ SHOES RACK SHELVES ORGANIZATION D. 15"



Elementi dedicati _ *Dedicated elements*

SISTEMA RASTER PORTACAMICIE _ *SHIRTS RASTER SYSTEM*





RASTER PORTACAMICIE

Contenitore H. 602 mm P. 380 mm con struttura Sp. 19 mm in nobilitato in tutte le finiture con ripiani interni in nobilitato Primofiore Sp. 14 mm o vetro Sp. 12 mm nelle finiture fumé o trasparente. Da utilizzare in appoggio su ripiani o cassettiere.

SHIRTS RASTER

Container H. 23 6/8" D. 15" with melamine structure in all finishings (Thickness 6/8") with inner shelves in Primofiore melamine (Thickness 4/8") or fumé glass or transparent glass (Thickness 4/8"). To be used on top of shelves or chests of drawers.

Palo Alto	spalle telaio side frame		profondità depth	380 15"
Millimetrica	spalle legno wood side frame		profondità depth	586 23 1/8"

CASSETTI OPZIONALI PER RASTER PORTACAMICIE

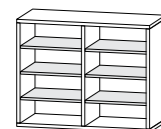
Cassetti rivestiti in tessuto utilizzabili con unica dimensione.

OPTIONAL DRAWERS FOR SHIRTS RASTER

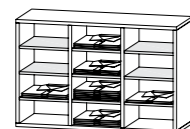
Drawers covered in fabric that can be used with a single dimension.



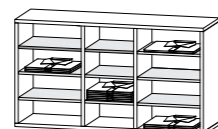
L.762



L.922



L.1082



L.1242



L.1402



N.B.

Non è possibile l'utilizzo del contenitore raster Portacamicie e Portaborse, nella profondità P. 380 mm in presenza di ante battenti _ *It is not possible to use the raster container shirts storage and handbags storage, in the depth. of 380 mm with hinged doors*



Elementi dedicati _ *Dedicated elements*

SISTEMA RASTER PORTABORSE _ *HANDBAGS RASTER SYSTEM*





RASTER PORTABORSE

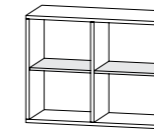
Contenitore H. 602 mm P. 380 mm con struttura Sp. 19 mm in nobilitato in tutte le finiture con ripiani interni in nobilitato Primofiore Sp. 14 mm o vetro Sp. 12 mm nelle finiture fumé o trasparente. Da utilizzare in appoggio su ripiani o cassettiere.

HANDBAGS RASTER

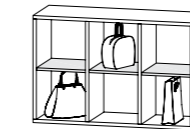
Container H. 23 6/8" D. 15" with melamine structure in all finishings (Thickness 6/8") with inner shelves in Primofiore melamine (Thickness 4/8") or fumé glass or transparent glass (Thickness 4/8"). To be used on top of shelves or chests of drawers.

Palo Alto	spalle telaio side frame		profondità depth	380 15"
Millimetrica	spalle legno wood side frame		profondità depth	586 23 1/8"

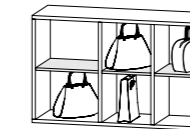
L.762



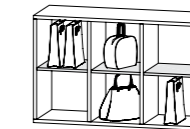
L.922



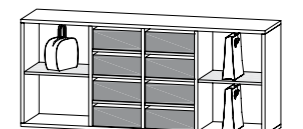
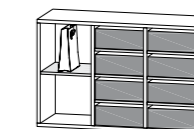
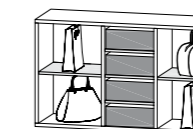
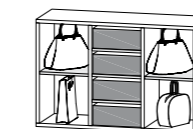
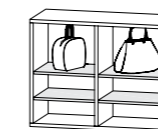
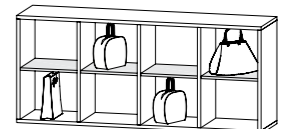
L.1082



L.1242



L.1402



N.B.



Non è possibile l'utilizzo del contenitore raster Portacamicie e Portaborse, nella profondità P. 380 mm in presenza di ante battenti _ *It is not possible to use the raster container shirts storage and handbags storage, in the depth. of 380 mm with hinged doors*

Elementi dedicati _ *Dedicated elements*PORTABIANCHERIA _ *LAUNDRY BASKET***PORTABIANCHERIA CON RIPIANO LEGNO**

Elemento H. 640 mm e P. 546 mm costituito da un top in legno o ecopelle e un unico cassetto in nobilitato tutte le finiture, dotato di una sacca portabiancheria. Disponibile con maniglia APPLIQUE, CARDEA e FLUSH (maniglia nella foto).

LAUNDRY BASKET

Element H. 25 2/8" and D. 21 4/8" consisting of a wooden or eco leather top and one melamine drawer in all finishings, equipped with a laundry bag. Available with handle APPLIQUE, CARDEA and FLUSH (handle in the picture).

Palo Alto	: spalle telaio : side frame		: profondità : depth	380 15"
Millimetrica	: spalle legno : wood side frame		: profondità : depth	586 23 1/8"

Dimensioni: L. 522 mm (1 cesto), L. 762 mm (1 cesto + vani), L. 922 mm (1 cesto + vani), L. 1082 mm (1 cesto + vani o 2 cesti).

Dimensions: W. 20 4/8" (1 basket), W. 30" (1 basket + compartments), W. 36 2/8" (1 basket + compartments), W. 42 5/8" (1 basket + compartments or 2 baskets).



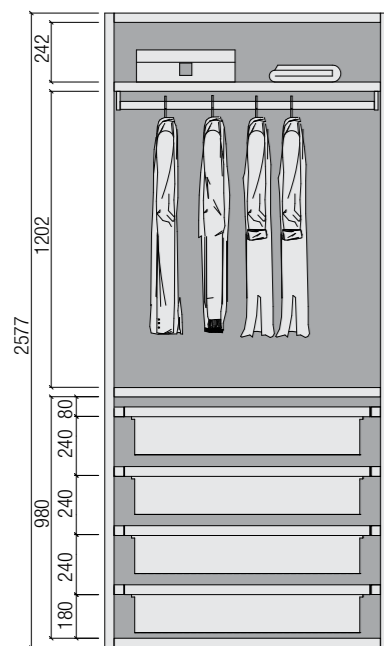
Elementi Hi-tech _ *Hi-tech elements*

ATTREZZATURA _ EQUIPMENT

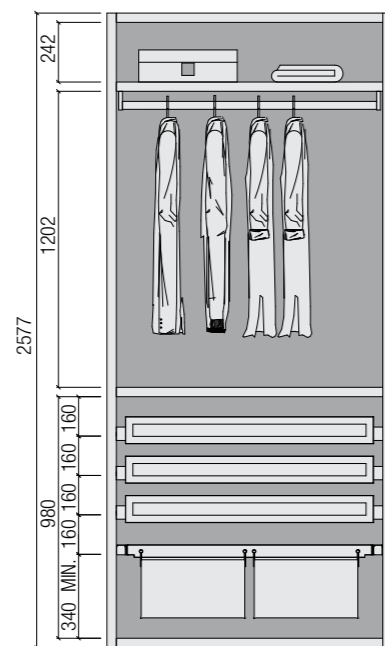


Elementi Hi-tech _ Hi-tech elements

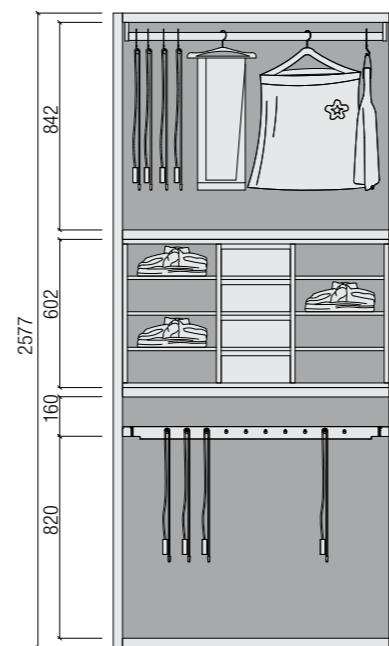
ATTREZZATURA _ EQUIPMENT



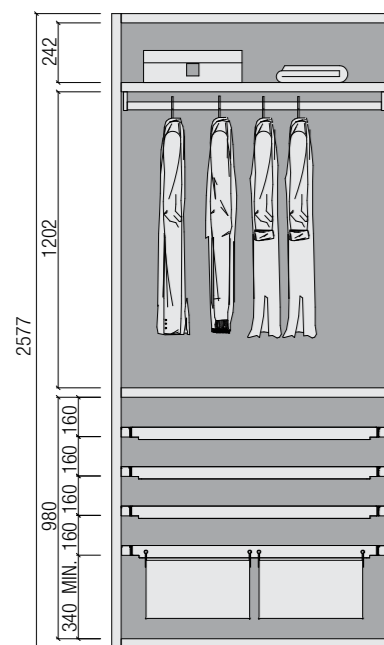
- 2 ripiani _ 2 shelves
 1 tubo appendiabiti _ 1 hanging rail
 4 portascarpe estraibili _ 4 extractable shoes rack



- 2 ripiani _ 2 shelves
 1 tubo appendiabiti _ 1 hanging rail
 3 cassetti estraibili _ 3 extractable drawers
 1 cesto portabiancheria _ 1 laundry basket



- 2 ripiani _ 2 shelves
 1 tubo appendiabiti _ 1 hanging rail
 1 contenitore portacamicie _ 1 shirts storage
 1 portapantaloni con vassoio portaoggetti _
 1 trousers hanger with tray



- 2 ripiani _ 2 shelves
 1 tubo appendiabiti _ 1 hanging rail
 3 vassoi estraibili _ 3 extractable trays
 1 cesto portabiancheria _ 1 laundry basket



Elementi Hi-tech _ *Hi-tech elements*

ATTREZZATURA _ EQUIPMENT




VASSOIO ESTRAIBILE

Vassoio estraibile H. 50 mm P. 500 mm con piano in vetro fumé. Telaio 4 lati in finitura metallizzato grafite e alluminio.

EXTRACTABLE TRAY

Extractable tray H. 2" D. 19 5/8" with fumé glass top. 4 side frame in graphite and aluminium metallized finishing.

Palo Alto	: spalle telaio side frame		: profon- dezza depth	380 15"



CASSETTO ESTRAIBILE CON FONDO IN VETRO FUMÉ

Cassetto estraibile H. 65 mm P. 500 mm con piano in vetro fumé. Telaio 3 lati con frontale in vetro fumé. Finitura verniciato metallizzato grafite e alluminio.

EXTRACTABLE DRAWER WITH FUMÉ GLASS BOTTOM

Extractable drawer H. 2 4/8" D. 19 5/8" with fumé glass top. 3 side frame with fumé glass front. Graphite and aluminium metallized finishing.

Palo Alto	: spalle telaio side frame		: profon- dezza depth	380 15"



CASSETTO ESTRAIBILE CON FONDO IN LEGNO

Cassetto estraibile H. 65 mm P. 500 mm con piano in melaminico antracite Primofiore. Telaio 3 lati con frontale in vetro fumé. Finitura verniciato metallizzato grafite e alluminio.

EXTRACTABLE DRAWER WITH WOODEN BOTTOM

Extractable drawer H. 2 4/8" D. 19 5/8" with 3 side frame with fumé glass front. Graphite and aluminium metallized finishing.

Palo Alto	: spalle telaio side frame		: profon- dezza depth	380 15"

ATTREZZATURA _ EQUIPMENT



PORTAPANTALONI ESTRAIBILE

Portapantaloni estraibile H. 50 mm P. 500 mm. Telaio 4 lati in finitura verniciato metallizzato grafite e alluminio.

EXTRACTABLE TROUSERS HANGER

Extractable trousers hanger H. 2" D. 19 5/8". 4 side frame in graphite and aluminium metallized finishing.

Palo Alto	: spalle telaio side frame		: profon- dezza depth	380 15"



PORTASCARPE ESTRAIBILE

Portascarpe estraibile H. 50 mm P. 500 mm con 2 scomparti. Telaio 4 lati in finitura verniciato metallizzato grafite e alluminio.

EXTRACTABLE SHOES RACK

Extractable shoes rack H. 2" D. 19 5/8" with two compartments. 4 side frame in graphite and aluminium metallized finishing.

Palo Alto	: spalle telaio side frame		: profon- dezza depth	380 15"



PORTABIANCHERIA ESTRAIBILE CON SACCA

Portabiancheria estraibile H. 50 mm P. 500 mm con sacca in ecopelle in tutte le finiture dell'attrezzatura. Telaio 4 lati in finitura verniciato metallizzato grafite e alluminio.

Per le finiture in ecopelle vedi pag. 314

EXTRACTABLE LAUNDRY BASKET WITH BAG

Extractable laundry basket H. 2" D. 19 5/8" with eco leather bag in all finishings equipment. 4 side frame in graphite and aluminium metallized finishing.

For eco leather finishing see page 314

Palo Alto	: spalle telaio side frame		: profon- dezza depth	380 15"

Elementi Hi-tech _ *Hi-tech elements*

ATTREZZATURA _ EQUIPMENT



TAPPETINO OPZIONALE IN ECOPELLE

Tappetino senza cuciture per fondo cassetti o vassoi estraibili. Disponibile in tutte le finiture.

ECO LEATHER OPTIONAL RUG FOR DRAWERS AND TRAYS

Rug without stitching for bottom drawers and trays. Available in all finishings.



DIVISORIO INTERNO IN ECOPELLE

Tappetino con cuciture e divisori in ecopelle per fondo cassetti e vassoi estraibili. Disponibile in tutte le finiture.

ECO LEATHER INNER PARTITION FOR DRAWERS AND TRAYS

Rug with stitching and eco leather inner partition for bottom drawers and trays. Available in all finishings.



PORTA OROLOGI/ORECCHINI/ANELLI

Gli accessori porta orologi/orecchini/anelli possono essere inseriti nei cassetti e nei vassoi estraibili, anche in presenza del divisorio interno in ecopelle.

Per proposta accessori pag. 44-45

CLOCKS/EARRINGS/RINGS HANGER

Clocks/earrings/rings hangers can be inserted in the drawers and trays, even in the presence of eco leather inner partition.

For equipment options pages 44 and 45

Elemento ad Isola _ *Island element*



Elemento ad Isola _ *Island element***CASSETTIERA FREE-STANDING VANO A GIORNO**

Disponibile in due profondità, P. 550 mm e P. 1077 mm.
Possibilità top in legno o ecopelle Sp. 38 mm (cassettiera H. 901 mm) o top in vetro Sp. 12 mm (cassettiera H. 875 mm).

Per finiture ecopelle vedi pag. 308.

FREE-STANDING CHEST OF DRAWERS VANO A GIORNO

Available in two depths: D. 21 5/8" and D. 42 3/8".
Wooden or eco leather top Thickness 1 4/8" (chest of drawers H. 35 4/8") or glass top Thickness 4/8" (chest of drawers 34 4/8").

For eco leather finishings see page 308.

**CASSETTIERA FREE-STANDING LEGNO**

Disponibile in due profondità, P. 550 mm e P. 1077 mm, e H. 863 mm. Possibilità top in legno o ecopelle Sp. 38 mm.

Per finiture ecopelle vedi pag. 308.

FREE-STANDING WOODEN CHEST OF DRAWERS

Available in two depths, D. 21 5/8" and D. 42 3/8", and H. 34".
Wooden or eco leather top Thickness 1 4/8".

For eco leather finishings see page 308.

**CASSETTIERA FREE-STANDING VETRO**

Disponibile in una profondità P. 1077 mm e H. 863 mm.
Top in ecopelle Sp. 38 mm.

Per finiture ecopelle vedi pag. 308.

FREE-STANDING GLASS CHEST OF DRAWERS

Available in one depth D. 42 3/8" and H. 34".
Eco leather top Thickness 1 4/8".

For eco leather finishings see page 308.



Accessori _ Accessories

ATTREZZATURA _ EQUIPMENT



Accessori _ Accessories

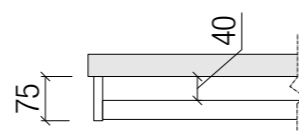
ATTREZZATURA _ EQUIPMENT

**APPENDIABITI**

Predisposti per aggancio al coperchio o ripiano interno. Disponibili in tutte le larghezze previste dal sistema Palo Alto I-Box, per colonne terminali che angolari. Finitura verniciata metallizzata Canna di fucile o verniciato metallizzato Dark Bronze.

HANGING RAIL



Foreseen to be fixed on the top or inner shelf. Available in all widths of Palo Alto I-Box system, also for ending and corner columns. Varnished Gun metal or metallic Dark Bronze finishing.


**SERVETTO**

Predisposto per aggancio ai fianchi legno. Per vano L. 762 mm, 922 mm, 1082 mm, 1242 mm, 1402 mm. Finitura verniciato Canna di fucile.

PULL DOWN HANGING BAR

Foreseen to be fixed on the wooden sides. For units W. 30", 36 2/8", 42 5/8", 48 7/8", 55 2/8". Varnished Gun metal finishing.

Palo Alto	spalle telaio side frame		profondità depth	380 15"
Millimetrica	spalle legno wood side frame		profondità depth	586 23 1/8"





ATTREZZATURA _ EQUIPMENT

**PERNO ESTRAIBILE APPENDIABITI**

Da posizionare al centro dello spessore dei ripiani. Finitura verniciato Canna di fucile.

PULL OUT ROD

To be fixed in the middle of the shelves thickness. Varnished Gun metal finishing.



Palo Alto	spalle telaio side frame		profondità depth	380 15"
Millimetrica	spalle legno wood side frame		profondità depth	586 23 1/8"

APPENDIABITI ESTRAIBILE

Da posizionare sotto i ripiani in ecopelle. Finitura verniciato Canna di fucile.

EXTRACTABLE HANGING RAIL

To be fixed under eco-leather shelves. Varnished Gun metal finishing.

Palo Alto	spalle telaio side frame		profondità depth	380 15"
Millimetrica	spalle legno wood side frame		profondità depth	586 23 1/8"



Accessori _ Accessories

ATTREZZATURA _ EQUIPMENT

**PORTACINTURE**

Predisposto per fissaggio su retro anta battente.
L. 440 mm, dotato di N. 7 ganci, in finitura verniciato metallizzato grafite con particolari finitura opalino.

BELT HANGER BAR

To be fixed behind hinged door.
W. 17 3/8", equipped with N. 7 hooks, varnished metallic Graphite. with details in opal finishing.

Palo Alto	spalle telaio side frame		profondità depth	380 15"
Millimetrica	spalle legno wood side frame		profondità depth	586 23 1/8"

**PORTACRAVATTE**

Predisposto per fissaggio su retro anta battente.
L. 440 mm, dotato di N. 28 ganci, in finitura verniciato metallizzato grafite con particolari finitura opalino.

TIES HANGER

To be fixed behind hinged door.
W. 17 3/8", equipped with N. 28 hooks, varnished metallic Graphite. with details in opal finishing.

Palo Alto	spalle telaio side frame		profondità depth	380 15"
Millimetrica	spalle legno wood side frame		profondità depth	586 23 1/8"

**PORTA FOULARDS**

Predisposto per fissaggio su retro anta battente.
L. 440 mm, dotato di N. 8 mollette, in finitura verniciato metallizzato grafite con particolari finitura opalino.

FOULARDS HANGER

To be fixed behind hinged door.
W. 17 3/8", equipped with N. 8 clips, varnished metallic Graphite. with details in opal finishing.

Palo Alto	spalle telaio side frame		profondità depth	380 15"
Millimetrica	spalle legno wood side frame		profondità depth	586 23 1/8"

ATTREZZATURA _ EQUIPMENT

**PORTACINTURE ESTRAIBILE**

Predisposto per fissaggio su spalla interna del modulo o sotto ripiano.
L. 510 mm, dotato di N. 8 ganci, in finitura verniciato metallizzato grafite con particolari finitura opalino.

PULL-OUT BELTS HANGER

Prepared for mounting on the inner side panel of the module or under the shelf.
W. 20 1/8", equipped with N. 8 hooks, varnished metallic Graphite. with details in opal finishing.

Palo Alto	spalle telaio side frame		profondità depth	380 15"
Millimetrica	spalle legno wood side frame		profondità depth	586 23 1/8"

**PORTACRAVATTE ESTRAIBILE**

Predisposto per fissaggio su spalla interna del modulo o sotto ripiano.
L. 510 mm, dotato di N. 32 ganci, in finitura verniciato metallizzato grafite con particolari finitura opalino.

PULL-OUT TIES HANGER

Prepared for mounting on the inner side panel of the module or under the shelf.
W. 20 1/8", equipped with N. 32 hooks, varnished metallic Graphite. with details in opal finishing.

Palo Alto	spalle telaio side frame		profondità depth	380 15"
Millimetrica	spalle legno wood side frame		profondità depth	586 23 1/8"

**PORTA FOULARDS ESTRAIBILE**

Predisposto per fissaggio su spalla interna del modulo o sotto ripiano.
L. 510 mm, dotato di N. 8 mollette, in finitura verniciato metallizzato grafite con particolari finitura opalino.

PULL-OUT FOULARDS HANGER

Prepared for mounting on the inner side panel of the module or under the shelf.
W. 20 1/8", equipped with N. 8 clips, varnished metallic Graphite. with details in opal finishing.

Palo Alto	spalle telaio side frame		profondità depth	380 15"
Millimetrica	spalle legno wood side frame		profondità depth	586 23 1/8"

Accessori _ Accessories

ATTREZZATURA _ EQUIPMENT



SACCHE

In confezione da due pezzi con sacche in tessuto, dotata di bottoni per adattare l'altezza della sacca in due posizioni.
Dimensioni: L. 58 mm, H. 95/115 mm.

BAGS

2 pieces package with anthracite fabric bags, equipped with buttons to adapt the height of the bag in two positions.
Dimensions: W. 2 2/8", H. 3 6/8" or 4 4/8".



GRUCCIA CON E SENZA ASTA

In confezione da due pezzi.
Finitura Olmo grey e serigrafia marchio.
Dimensioni: L. 44 mm, H. 86 mm.

COAT HANGER WITH AND WITHOUT BAR

2 pieces package.
Olmo grey finishing and logo silkscreen.
Dimensions: W. 1 6/8", H. 3 3/8".



SCATOLE CON COPERCHIO

In confezione da due pezzi rivestite in tessuto e particolare in cuoio testa di moro con incisione del marchio.
Disponibili in due altezze: H. 130 mm, H. 260 mm.
Dimensioni: L. 400 mm, P. 480 mm.

BOX WITH COVER

2 pieces package rivestite in tessuto antracite e particolare in cuoio testa di moro con incisione del marchio.
Available in 2 heights: H. 5 1/8", H. 10 2/8".
Dimensions: W. 15 6/8", D. 18 7/8".

Accessori _ Accessories

ATTREZZATURA _ EQUIPMENT

**SPECCHIO RETRO ANTA**

Da applicare all'interno di un'anta battente dx o sx di larghezza L. 476/556 mm.

Disponibile con specchio naturale.

Dimensioni specchio: L. 350 mm e H. 1500 mm o 1800 mm.

BEHIND-DOOR MIRROR

To be applied inside a hinged door, right or left, of width W. 18 6/8" / 21 7/8".

Available with natural mirror.

Mirror dimensions: W. 13 6/8" and H. 59" or 70 7/8".

ATTREZZATURA _ EQUIPMENT

**SPECCHIO RETRO ANTA ORIENTABILE**

Da applicare all'interno di un'anta battente dx o sx di larghezza L. 476/556 mm.

Disponibile con specchio naturale.

Dimensioni specchio: L. 385 mm e H. 1400 mm.

SWIVELLING BEHIND-DOOR MIRROR

To be applied inside a hinged door, right or left, of width W. 18 6/8" / 21 7/8".

Available with natural mirror.

Mirror dimensions: W. 15 1/8" and H. 55 1/8".

Accessori _ Accessories

ATTREZZATURA _ EQUIPMENT

**SPECCHIO ESTRAIBILE E ORIENTABILE**

Da posizionare sulla spalla centrale o terminale in legno.
Disponibile per armadi battenti, scorrevoli e coplanari.
Disponibile con specchio naturale.
Dimensioni specchio: L. 440 mm e H. 1400 mm.

EXTRACTABLE AND SWIVELLING MIRROR

To be fixed on central/terminal wooden side panel.
Available for hinged, sliding and coplanar wardrobe.
Available with natural mirror.
Mirror dimensions: W. 17 3/8" and H. 55 1/8".



ATTREZZATURA _ EQUIPMENT

**VASCHETTA SVUOTA TASCHE**

Da posizionare sui top delle cassettiere o ripiani legno.
Non è possibile applicarlo su ripiani e top in ecopelle.
Disponibile per le larghezze dei ripiani: L. 762 mm, 922 mm, 1082 mm, 1242 mm, 1402 mm.

POCKET EMPTY POCKETS

To be fixed on tops of chest of drawers or wooden shelves.
It is not possible to apply it on eco leather shelves and tops. Available for shelves widths: W. 30", 36 2/8", 42 5/8", 48 7/8", 55 2/8".

Palo Alto	spalle telaio side frame		profondità depth	380 15"
Millimetrica	spalle legno wood side frame		profondità depth	586 23 1/8"

**AIR CUB**

Purificatore d'aria mediante un processo di ionizzazione e ozonizzazione, che elimina fino al 99% degli agenti nocivi per la nostra salute (VOC, batteri, virus, muffe e sostanze allergeniche). Abbinato allo ionizzatore, il profumatore d'ambiente, per ottenere un ulteriore vantaggio: aria delicatamente profumata per un benessere assoluto.

AIR CUB

Air purifier through a process of ionization and ozonation, which eliminates up to 99% of agents harmful to our health (VOC, bacteria, viruses, molds and allergenic substances). Combined with the ioniser, the room perfumer, to obtain an additional advantage: delicately perfumed air for absolute well-being.

Accessori _ Accessories

SICUREZZA _ SECURITY





PANNELLO ISPEZIONABILE ASPORTABILE

Da posizionare su coperchio, spalla laterale, base, schienale.

REMOVABLE INSPECTABLE PANEL

To be fixed on top, lateral side panel, base, back panel.

Palo Alto	spalle telaio side frame		profondità depth	380 15"
Millimetrica	spalle legno wood side frame		profondità depth	586 23 1/8"



VANO CASSAFORTE

Vano costituito da due ripiani legno con anta apribile in tutte le finiture legno della struttura.

Dimensioni: L. 522 mm, 602 mm, 762 mm, 922 mm, 1082 mm; P. 380 mm; H. 282 mm.



Pannello di apertura attrezzabile con serratura.

SAFE COMPARTMENT

Compartment consisting of two wooden shelves with an openable door in all the wood finishes of the structure.

Dimensions: W. 20 4/8", 23 6/8", 30", 36 2/8", 42 5/8"; P. 15"; H. 11 1/8".

Opening panel that can be equipped with a lock.

Palo Alto	spalle telaio side frame		profondità depth	380 15"
Millimetrica	spalle legno wood side frame		profondità depth	586 23 1/8"





CASSETTO CASSAFORTE

Cassetto H. 320 mm e L. 522 mm, 762 mm, 922 mm, 1082 mm. Dotato di pannellino ispezionabile, attrezzabile con serratura.

SAFE DRAWER

Drawer H. 12 5/8" and W. 20 4/8", 30", 36 2/8", 42 5/8".

Equipped with inspectable panel that can be equipped with a lock.

Palo Alto	spalle telaio side frame		profondità depth	380 15"
Millimetrica	spalle legno wood side frame		profondità depth	586 23 1/8"

SICUREZZA _ SECURITY






SERRATURA/CHIAVE MAGNETICA PER ANTE

Possibilità di attrezzare tutte le ante con apertura battente (esclusa Anta Rex) con una serratura a chiave o chiave magnetica.

LOCK/MAGNETIC KEY FOR DOORS

It is possible to equip all the doors with hinged opening (excluding Rex Door) with a key lock or magnetic key.

Palo Alto	spalle telaio side frame		profondità depth	380 15"
Millimetrica	spalle legno wood side frame		profondità depth	586 23 1/8"





SERRATURA CASSETTIERE

Possibilità di attrezzare tutte le cassettiere sospese e a terra con serratura posizionabile sul primo cassetto. È possibile chiudere il primo cassetto in alto oppure tutti i cassetti. Applicabile solo su frontali legno.

CHEST OF DRAWERS LOCK

It is possible to equip all the chest of drawers with a lock that can be positioned on the first drawer. It is possible to close the first drawer at the top or all the drawers. Applicable only on wooden fronts.

Palo Alto	spalle telaio side frame		profondità depth	380 15"
Millimetrica	spalle legno wood side frame		profondità depth	586 23 1/8"