

# LONDON

DESIGN CR&S MISURAEMME®

Particolari sofisticati per l'anta **London** che crea un ambiente dinamico e raffinato attualissimo ma tradizionale. Il gioco dei quadrati in rilievo e delineati da un'impuntura con la maniglia inserita nel rettangolo che divide i quadrati creando un gioco armonico.

*London Door with sophisticated details creates a dynamic and refined environment, current while at the same time traditional. The squares in relief and outlined by topstitching, along with a handle inserted into the rectangle which divides the squares, create a harmonious design.*



In questa pagina: armadio **London** apertura complanare, anta in ecopelle Grigio con cuciture a vista. Maniglia dedicata incassata in finitura canna di fucile. Poltroncine **Naos** velluto. Tavolino **Gramercy** laccato lucido. Mensole in alluminio canna di fucile. **Boiserie "00"** in nobilitato Olmo Gray e **pouf** rivestito in pelle scamosciata.

These pages: **London** wardrobe with coplanar door in Grigio eco-leather finish with visible stitching, contrasting thread and built-in handle in gun metal finish. **Naos** Armchairs in velvet with swiveling base. **Gramercy** small table with glossy lacquered top and oak base. Aluminum shelves with gun metal finish. **Boiserie "00"** finish in Grey Elm melamine and **pouf** in suede.





In questa pagina: armadio **London** apertura scorrevole, anta in ecopelle con cuciture a vista. Maniglia dedicata incassata in finitura canna di fucile. Poltroncina **WM1** e pouf **WM2** designer *W. Max Moser* (pezzo numerato). Struttura in tubolare cromato, sedute con schienale rivestito in pelle.



In these page: **London** wardrobe with sliding door. Interior in eco-leather with visible stitching and built-in handle in gun metal finish. **WM1** small armchair and **WM2** pouf, designer *W. Max Moser* (numbered piece). Tubular chromed structure, seat with leather back.



# LONDON

DESIGN CR&S MISURAEMME®

## APERTURE

battente  
scorrevole  
complanare

## OPENINGS

hinged  
sliding  
coplanar

## FINITURE ANTA

1. ecopelle  
2. pelle

## DOOR FINISHINGS

1. eco leather  
2. leather

## FINITURE PROFILO e MANIGLIA

1. verniciato in tutti i colori  
2. canna di fucile

## PROFILE and HANDLE FINISHINGS

1. lacquered in all colours  
2. gun metal

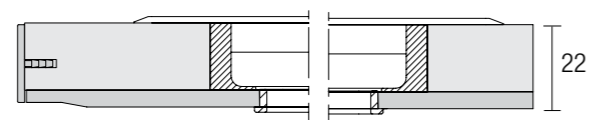


## MANIGLIA DEDICATA \_ SPECIFICALLY DESIGNED HANDLE



montaggio orizzontale \_ horizontal fixture

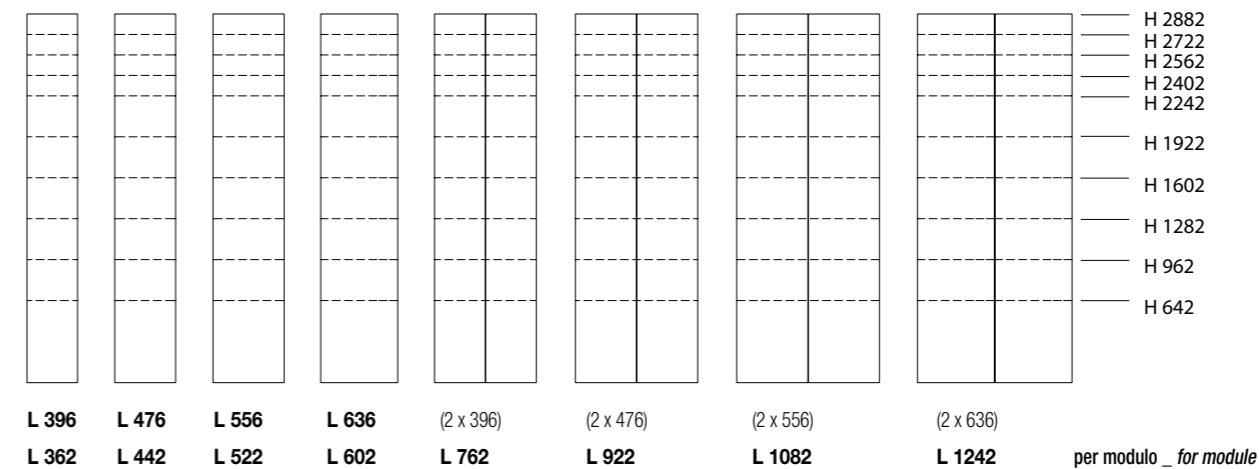
## SEZIONE ANTA \_ DOOR SECTION



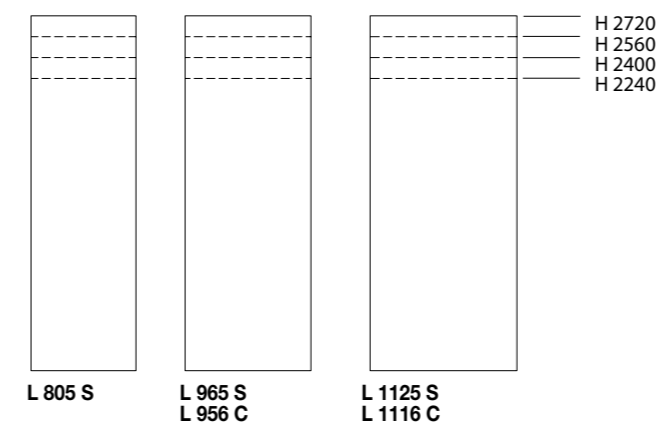
### Legenda \_ Key

- battente \_ *hinged*     **B**
- scorrevole \_ *sliding*     **S**
- complanare \_ *coplanar*     **C**

## MODULARITA' BATTENTE \_ HINGED DOORS



## SCORREVOLE E COMPLANARE \_ SLIDING AND COPLANAR DOORS



## SCHEMA DISEGNO ANTA \_ DOOR DESIGN SCHEME

